

# SGLOCKS

## Newsletter

OCT/NOV 2023  
ISSUE 106

**MLAA**  
**EXPO '23**  
**BUMPER**  
**EDITION**



 **SGLOCK**  
& SECURITY

[www.sglocks.com.au](http://www.sglocks.com.au)



**MASTER  
LOCKSMITHS**  
ASSOCIATION OF AUSTRALASIA

National Conference & Trade Expo 2023  
27 October, 2023 - 28 October, 2023

Pullman International - Cairns



SG Lock & Security is a wholesale distribution company with over 70 years experience. Innovation is what drives us. We distribute throughout Australia and New Zealand an expansive range of traditional and modern security products sourced both internationally and locally.

Our company is defined by our 3 Core Values:

**Customer Service & Satisfaction**

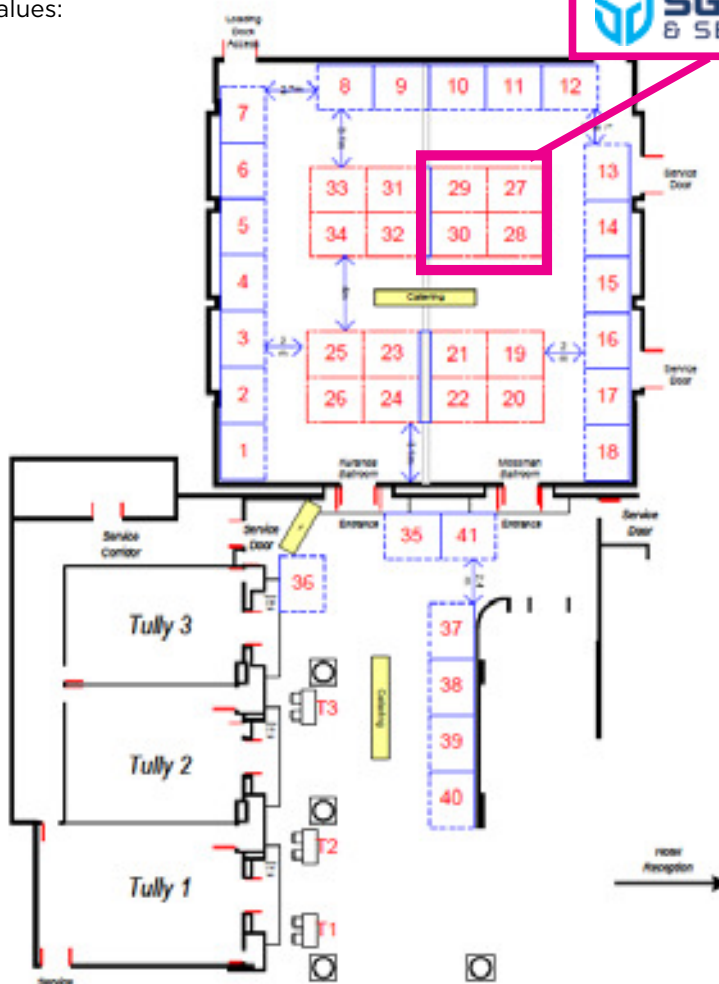
Our customers are our partners and our goal is to provide the best possible service and customer satisfaction

**Quality & Value**

We supply products that are high quality while at the same time offering great value.

**Innovation**

We are small enough to listen to our customers and large enough to deliver better solutions for their businesses.



















-  KEY SAFES.....P. 5
-  PADLOCKS.....P. 6-7
-  ANCHOR & SECURITY CHAIN.....P. 8-9
-  KEY CABINETS & CASHBOX.....P. 10-11
-  SAFES..... P. 12-17



-  KEY MACHINES.....P. 19-24
-  REMOTES.....P. 25
-  DOMESTIC KEYS.....P. 26-27
-  TRANSPONDER KEYS.....P. 28
-  KEY CATALOGUE.....P. 29



-  MORTICE LOCK RANGE.....P. 32-43
-  DOOR CLOSERS.....P. 44-45
-  PANIC BARS.....P. 46-47
-  PADLOCK .....P. 48-49
-  CYLINDERS.....P. 50-53
-  E-SERIES.....P. 54-55
-  ESSENTIALS.....P. 56-59



-  XTOOL AUSTRALIA.....P. 62-65
-  ORIGINAL LISHI .....P. 66-67
-  XHORSE.....P. 68-69
-  KEYDIY.....P. 70
-  GARAGE & GATE .....P. 71
-  AUTEL.....P. 72-73
-  LOCKDECODERS.....P. 74-75



-  RESTRICTED KEY SYSTEM.....P. 76-79



100 YEARS OF SECURITY  
SINCE 1928

ALWAYS THE SAFE CHOICE!

**BURG  
WÄCHTER**



SCAN TO SEE THE  
COMPANY VIDEO

**BURG  
WÄCHTER**



In Wetter-Volmarstein, the ancestral home of BURG-WÄCHTER, skilled craftsmen were building locks in the protection of Volmarstein Castle in 1750. This castle is the unmistakable trademark of BURG-WÄCHTER and symbolises quality, security and innovation

BURG-WÄCHTER is a 4th Generation Family-Owned private business, with nearly 800 employees.

Operating under the slogan “Always the Safe Choice”, BURG-WÄCHTER offers over 3000 high quality products including: Safes, Locks & Bolts, Cash Boxes, Key Cabinets, Electronic Smart Home Locking Systems & Smart Home Devices plus many more.

BURG-WÄCHTER have a prime market-leading position in worldwide production and distribution with facilities in Germany, Romania and China.

BURG-WÄCHTER products frequently receive awards and accolades for their state-of-the-art technology and design.

Their first class knowledge and experience is not only passed from generation to generation but is also shared with their partners across the world.

This ever-expanding knowhow ensures that people all over the world trust the BURG-WÄCHTER brand.



We are excited to have Michael Gemmeke from BURG-WÄCHTER once again travelling to Australia for the 2023 MLAA Conference as a guest of exhibitor and trade member SG Lock & Security.

Michael has been a proud member of the BURG-WÄCHTER team since 1992 as the Sales Manager for the companies Export Division.

Michael has been working with the SG Lock & Security team for over 2 decades and is one of their most valued and longest standing partners in the business.

*“I am happy to say that I have been working closely and successfully with SIEPER Group for over 20 years and it has proven to be an exemplary partnership.” – Michael Gemmeke*



Art.  
KS-10

### 'KeySafe' Combination (Max. 7cm Key) - CARDED

#### PRODUCT DESCRIPTION

4-digit, resettable combination locking  
'0-0-0-0' auto stop aids opening in poor light  
Very strong zinc die-cast body  
Secure storage for keys and other valuables  
Easy and controlled access for workmen, car rental, care personnel, tourists, etc  
For wall mounting indoors or protected outdoor areas

#### PRODUCT SPECIFICATION

- Size (H x W x D): 61 x 85 x 39 mm
- Max Key Length: 7 cm



Art.  
KS-30

### 'KeySafe' Combination (Max. 9cm Key) - CARDED

#### PRODUCT DESCRIPTION

4-digit, resettable combination locking  
'0-0-0-0' auto stop aids opening in poor light  
Very strong zinc die-cast body  
Secure storage for keys and other valuables  
Easy and controlled access for workmen, car rental, care personnel, tourists, etc  
For wall mounting indoors or protected outdoor areas

#### PRODUCT SPECIFICATION

- Size (H x W x D): 120 x 90 x 40 mm
- Max Key Length: 9 cm



Art.  
KS-40

### 'KeySafe' Combination (Max. 11 cm Key) - CARDED

#### PRODUCT DESCRIPTION

4-digit, resettable combination locking  
'0-0-0-0' auto stop aids opening in poor light  
Very strong zinc die-cast body  
Secure storage for keys and other valuables  
Easy and controlled access for workmen, car rental, care personnel, tourists, etc  
For wall mounting indoors or protected outdoor areas

#### PRODUCT SPECIFICATION

- Size (H x W x D): 145 x 105 x 55 mm
- Max Key Length: 11 cm



Art.  
KS-20

### 'KeySafe' Combination (Max. 12cm Key) - CARDED

#### PRODUCT DESCRIPTION

4-digit, resettable combination locking  
'0-0-0-0' auto stop aids opening in poor light  
Very strong zinc die-cast body  
Secure storage for keys and other valuables  
Easy and controlled access for workmen, car rental, care personnel, tourists, etc  
For wall mounting indoors or protected outdoor areas

#### PRODUCT SPECIFICATION

- Size (H x W x D): 83 x 135 x 46 mm
- Max Key Length: 12 cm



## 'Magno' PADLOCK Range



### PRODUCT DESCRIPTION

- Solid Brass Body
- Double Bolted
- Hardened Chrome Plated Steel Shackle
- Rustproof Interior
- High Breaking Strength

### PRODUCT SPECIFICATION

- Available in: KD (Key Differ), KA (Keyed Alike), Carded (KD), Long Shackle, S/S Shackle, Closed Shackle & Adjustable Shackle
- Body Width available: 15 mm, 20 mm, 25 mm, 30 mm, 35 mm, 40 mm, 45 mm, 50 mm, 60 mm
- Spare Key Blanks available

Art.	Size	Available variations
400-E-15	15 mm	KD, KA & Carded (KD)
400-E-20	20 mm	KD, KA, Carded (KD) & Long Shackle
400-E-25	25 mm	KD, KA & Carded (KD)
400-E-30	30 mm	KD, KA & Carded (KD) & S/S Shackle
400-E-35	35 mm	KD, KA & Carded (KD)
400-E-40	40 mm	KD, KA, Carded (KD), Long Shackle, S/S Shackle & Closed Shackle
400-E-45	45 mm	KD, KA & Carded (KD)
400-E-50	50 mm	KD, KA, Carded (KD), Long Shackle, S/S Shackle, Closed Shackle & Adjustable shackle
400-E-60	60 mm	KD, KA & Carded (KD)

SCAN TO SEE THE FULL RANGE OF MAGNO PADLOCKS

[sglocks.com.au](https://sglocks.com.au)



## 'Chromo' Combination Padlock Range



### PRODUCT DESCRIPTION

- Aluminium Body
- Shackle Chrome Plated
- 3 Digit Rolls (90-20, 90-30)
- 4 Digit Rolls (90-40)

### PRODUCT SPECIFICATION

- Carded
- Body Width available: 20 mm, 30 mm & 40 mm

Art.	Size	Length	Shackle Clearance	Shackle size	Price ex. GST
90-20	20 mm	55 mm	22 mm x 9 mm	3.2 mm	CFP
90-30	30 mm	75 mm	27 mm x 12 mm	5 mm	CFP
90-40	40 mm	90 mm	32.5 mm x 18.5 mm	6.5 mm	CFP

### 'Commercial' Combination Padlock Range



Art.  
**99-Ni-50**

#### PRODUCT DESCRIPTION

- Solid Brass Body
- Stainless Steel Shackle
- Double bolted
- Ideal for strong weather influences
- Re-settable Combination
- 4 Digit Rolls

#### PRODUCT SPECIFICATION (99-Ni-50)

- Carded
- Body Width: 50 mm
- Total Length: 80.5 mm
- Shackle Clearance: 30 mm (Height) x 25 mm (Width)
- Shackle Diameter: 8 mm

#### PRODUCT SPECIFICATIONS (99-Ni-HB-50/65)

- Carded
- Body Width: 50 mm
- Total Length: 107.5 mm
- Shackle Clearance: 57 mm (Height) x 25 mm (Width)
- Shackle Diameter: 8 mm



Art.  
**99-Ni-HB-50/65**

### 'Circle' 70mm COMBI. PADLOCK - CARDED



Art.  
**23-C-70**

#### PRODUCT DESCRIPTION

- Stainless Steel Body
- Hardened Chrome-plated Shackle
- Protection against cutting
- 4 Digit Rolls
- 10,000 Different Combinations
- Rubber Impact Protection

#### PRODUCT SPECIFICATION

- Carded
- Total Length: 70 mm
- Shackle Clearance: 14 mm (Height) x 24 mm (Width)
- Shackle Diameter: 9 mm



### 'Combi-Lock' Combination Padlock Range



#### PRODUCT DESCRIPTION

- Solid Brass Body
- 3 Digit Rolls (80-15, 80-20, 80-30)
- 4 Digit Rolls (80-40)

#### PRODUCT SPECIFICATION

- Carded
- Body Width available: 15 mm, 20 mm, 30 mm & 40 mm



Art.	Size	Length	Shackle Clearance	Shackle size	Price ex. GST
80-15	15 mm	44 mm	16 mm x 6.5 mm	3 mm	CFP
80-20	20 mm	55 mm	22 mm x 9 mm	3.2 mm	CFP
80-30	30 mm	75 mm	27 mm x 12 mm	5 mm	CFP
80-40	40 mm	90 mm	32.5 mm x 18.5 mm	6.5 mm	CFP



## SECURITY ANCHOR - Hardened Steel Anchor Plate



Art.  
**SA1180-SB**

### PRODUCT DESCRIPTION

- For wall or floor mounting
- Hardened steel anchor plate and bracket
- With 6 mm thick tamper-proof anchor bolts
- Concealed screw connection, with optional back plate for continuous mounting
- Fastening material is included
- For securing bicycles and motorcycles, garden furniture and tools, garbage bins or objects on construction sites

### PRODUCT SPECIFICATION

- Height: 53.8 mm
- Width: 108 mm
- Colour: Black
- Material: Steel



## SECURITY ANCHOR - With 10mm Tamper-Proof Anchor Bolts



Art.  
**SA1280-SB**

### PRODUCT DESCRIPTION

- For wall or floor mounting
- Hardened steel plate, 6 mm thick
- With 10 mm thick tamper-proof anchor bolts
- Fastening material is included
- For securing bicycles and motorcycles, garden furniture and tools, garbage bins or objects on construction sites

### PRODUCT SPECIFICATION

- Height: 80 mm
- Width: 150 mm
- Colour: Black



## Loop End CABLE 10mm Diameter



### PRODUCT DESCRIPTION

BW Loop Ended Security Cable.

This high quality flexible steel cable is great for securing several objects together in combination with a padlock such as tool kits, garden furniture and recreational vehicles.

The 10 mm diameter loops will comfortably accommodate a large variety of padlocks.

### PRODUCT SPECIFICATION

- Cable Material: Steel
- Length: 250 cm (500 for the 750-500)
- Loop Diameter: 10 mm

Art.	Size	Length	Price ex. GST
750-250	10 mm	250 cm	CFP
750-500	10 mm	500 cm	CFP





### Hard. CHAIN - 6 mm Sq. Diameter



**PRODUCT DESCRIPTION**

- Hardened square chain
- High-quality textile-coated
- 6mm Squared

Art.	Size	Length	Price ex. GST
SKM-6/60	6 mm	60 cm	CFP
SKM-6/90	6 mm	90 cm	CFP



### Hard. CHAIN - 8 mm Sq. Diameter



**PRODUCT DESCRIPTION**

- Hardened square chain
- High-quality textile-coated
- 8mm Squared

Art.	Size	Length	Price ex. GST
SKM-8/90	8 mm	90 cm	CFP



### Hard. CHAIN - 6 mm Sq. Dia. - 90 cm Long \*Combi. Lock\*



**PRODUCT DESCRIPTION**

- Hardened square chain
- High quality textile sleeve
- 6mm Square link
- Resettable combination

**PRODUCT SPECIFICATION**

- Length: 90cm
- Cable Diameter: 6mm
- 5-Digit Combination

Art.  
**280-C-90**



### Keyed BICYCLE CABLE - 120 cm Long (25 mm Dia.)



**PRODUCT DESCRIPTION**

- Extremely strong steel cable lock
- Strong plastic coating offers protection against damages
- Locking head and steel cable form a unit
- High number of key differs

**PRODUCT SPECIFICATION**

- Length: 120 cm
- Cable Diameter: 25 mm
- Key Blank: 73W

Art.  
**570-120**



### Keyed BICYCLE CABLE - 180 cm Long (10 mm Dia.)



**PRODUCT DESCRIPTION**

- High quality 6 pin cylinder
- Incl. mounting bracket

**PRODUCT SPECIFICATION**

- Length: 180cm
- Cable Diameter: 10mm

Art.  
**1360-180**



## 'Combination' KEY CABINET - 20 Hooks



Art.  
KC20-C

### PRODUCT DESCRIPTION

- Lockable key box
- Combination lock
- 3 Digit rolls
- 20 Hooks

### PRODUCT SPECIFICATION

- Height: 200 mm
- Width: 160 mm
- Depth: 60 mm



## 'Combination' KEY CABINET - 36 Hooks



Art.  
KC36-C

### PRODUCT DESCRIPTION

- Lockable key box
- Combination lock
- 3 Digit rolls
- 36 Hooks

### PRODUCT SPECIFICATION

- Height: 300 mm
- Width: 240 mm
- Depth: 60 mm



## '6700 Series' KEY CABINET



### PRODUCT DESCRIPTION

- Inexpensive key cabinet
- Folding keyboards
- Two colour varnishing (body dark grey, door light grey)
- 57 -204 Hooks

Art.	Height	Width	Depth	Hooks	Price ex. GST
6700/57-R	280 mm	215 mm	70 mm	57	CFP
6700/74-R	330 mm	245 mm	85 mm	74	CFP
6700/108-R	380 mm	285 mm	105 mm	108	CFP
6700/176-R	380 mm	285 mm	105 mm	176	CFP
6700/204-R	430 mm	325 mm	125 mm	204	CFP



### 'Combination' CASH BOX - 200 mm [8"]



#### PRODUCT DESCRIPTION

- Cash box with counting tray & combination lock
- Flush handle
- Practical cash box for the home or office
- Lock your jewellery, cash, other valuables
- Three-digit code combination

#### PRODUCT SPECIFICATION

- Dimensions (W x D x H): 200 x 160 x 90 mm
- Colour: RED



Art.  
**CODE 5020**

### 'Combination' CASH BOX - 250 mm [10"]



#### PRODUCT DESCRIPTION

- Cash box with counting tray & combination lock
- Flush handle
- Practical cash box for the home or office
- Lock your jewellery, cash, other valuables
- Three-digit code combination

#### PRODUCT SPECIFICATION

- Dimensions (W x D x H): 250 x 180 x 90 mm
- Colour: BLUE




Art.  
**CODE 5025**

### 'Money' CASH BOX



#### PRODUCT DESCRIPTION

- Cash box with tray
- Flush handle
- Supplied with 2 x keys



Art.	Height	Width	Depth	Colour	Price ex. GST
5015	80 mm	150 mm	120 mm	Green	CFP
5020	90 mm	200 mm	160 mm	Blue	CFP
5025	90 mm	250 mm	180 mm	Black	CFP
5030	90 mm	300 mm	240 mm	Grey	CFP



“Best in Class”

Combi-Line  
Ticks all the Boxes






**75% Higher Insurance Rating**   
Insurable Rating Up to \$35,000

**10% More Space**

**100% Certified Fire Rating**   
LFS 30 - 30 Minutes fire protection

**100% Certified Security Rating**   
S2 Certified protection against burglary



## Combi-Line Range



CL410



CL420



CL440



CL460

## 'Combi-Line' SAFE - Electronic

### PRODUCT DESCRIPTION:

- The BURG-WÄCHTER Combi-Line range of Safe Cabinets are both Security & Fire Certified. They are ideal for the safe storage of documents, cash, jewellery, arms or ammunition, coins and valuables.
- Security Level S 2 according to DIN EN 14450
- Security Level B according to VDMA 24992, May 1995
- Insurance Rating \$35,000 approx.
- Fire Resistance LFS 30 according to EN 15659 - 30 minutes fire protection for paper
- Fire-protective material according to DIN 4102
- Composite insulation in front of the door leaf as heat protection for the lock and bolts
- Tested and certified protection against burglary and fire
- Double-walled construction
- Internal hinge
- Lateral locking through strong round bolts of 25 mm plus sliding bolt on the top
- All-over gripping rail on the hinge side
- Prepared for both wall and floor fixing, with fixing material - extreme high breaking strength
- Colour: Black
- Standard series with 1 shelf each
- Fixing hole diameter to suit up to 10 mm bolt

### SecuTronic - Code lock with EBS Certification

- ECB-S certified safe lock according to EN class A
- Programmable electronic combination lock
- Admin & 1 User code
- Audit Trail shows time and date that User 1 has opened safe
- 1,000,000 different codes possible Version E "SecuTronic"



**INSURABLE RATING**  
Recommended up to  
**\$35,000**



**Security Level S2 according to**  
Certified protection against burglary



**FIRE RESISTANCE GRADE LFS 30**  
Certified protection against fire



Art ID. CL410-E

- Exterior Size (H x W x D): 320 x 435 x 380 mm (not including key pad)
- Keypad protrudes 15 mm & handle protrudes 63 mm only when pulled out to open safe
- Interior Size (H x W x D): 205 x 320 x 232 mm
- Door Size (H x W): 205 x 265 mm
- Weight (KG): 44
- Volume(L): 15



Art ID. CL420-E

- Exterior Size (H x W x D): 360 x 495 x 445 mm (not including key pad)
- Keypad protrudes 15 mm & handle protrudes 63 mm only when pulled out to open safe
- Interior Size (H x W x D): 245 x 380 x 297 mm
- Door Size (H x W): 245 x 325 mm
- Weight (KG): 55
- Volume(L): 27



Art ID. CL440-E

- Exterior Size (H x W x D): 560 x 495 x 445 mm (not including key pad)
- Keypad protrudes 15 mm & handle protrudes 63 mm only when pulled out to open safe
- Interior Size (H x W x D): 445 x 380 x 297 mm
- Door Size (H x W): 445 x 325 mm
- Weight (KG): 77
- Volume(L): 50

## 'Combi-Line' SAFE - Keyed



Art ID. CL410-K

- Exterior Size (H x W x D): 320 x 435 x 380 mm
- Interior Size (H x W x D): 205 x 320 x 232 mm
- Door Size (H x W): 205 x 265 mm
- Weight (KG): 44
- Volume(L): 15
- Key Blank: KB-55



Art ID. CL420-K

- Exterior Size (H x W x D): 360 x 495 x 445 mm
- Interior Size (H x W x D): 245 x 380 x 297 mm
- Door Size (H x W): 245 x 325 mm
- Weight (KG): 55
- Volume(L): 27
- Key Blank: KB-55



Art ID. CL440-K

- Exterior Size (H x W x D): 560 x 495 x 445 mm
- Interior Size (H x W x D): 445 x 380 x 297 mm
- Door Size (H x W): 445 x 325 mm
- Weight (KG): 77
- Volume(L): 50
- Key Blank: KB-55

## 'Karat' SAFE - Electronic

### PRODUCT DESCRIPTION:

- Insurance rating \$70,000
- Protected against burglary and fire.
- Triple-walled body.
- Exterior walls made from flame-cutting resistant stainless steel.
- Double-walled door, with additional armouring.
- Door leaf thickness 7 mm Siemens-Martin Steel.
- Three sided locking through strong square bolts.
- Top and bottom bolts feature integrated steel rollers to protect against cutting attacks.
- Extreme protection against flame cutting, drilling and attack
- All over gripping hinge.
- Prepared for both wall and floor fixing - fixing materials extremely high breaking strength.
- Fire protective material in body and door, with special fire-fold for added protection.
- Depth for files of common size, with 1 adjustable shelf.
- Platinum grey finish.
- Armoured high security double-bit lock (Resettable lock)

### SecuTronic - the first biometric safe lock with VdS Certification

- Developed by BURG-WÄCHTER.
- VdS approved lock with fingerscan module, EN 1300 class 2.
- Programmable electronic lock.
- 10 x 6-digit pincodes.
- 1,000,000 possible combinations.
- Up to 20 x fingerscans.
- When opening with fingerscan, 2 different fingers must be entered/programmed.
- Scanner only accepts 'real, live fingers.'
- Precise finger scanner, for accurate reading.
- Intelligent, menu driven operation.
- Administration of up to 10 users, 1,000,000 million different combinations and up to 300 optional TSE E-keys.
- User names, access times and rights, calendar functions etc are available.



### INSURABLE RATING

Recommended up to

**\$70,000**



### SECURITY GRADE 0 ECB-S

Certified protection against burglary



### Electronic / Fingerscan (EN 1300 CLASS B LOCK)



- New Pad design
- High quality touch electronics
- 1 administrator and 9 user codes
- Simple intuitive menu structure
- Time - Date - Year
- Audit trail
- Integrated fingerprint module
- 20 fingerprints



Art ID. MT640-E-FP

- Exterior Size (H x W x D): 340 x 430 x 390 mm
- Interior Size (H x W x D): 250 x 348 x 294
- Door Size (H x W): 250 x 336
- Weight (KG): 48kg
- Volume(L): 25.8
- Keypad protrudes 15mm & handle protrudes 63mm only when pulled out to open safe



Art ID. MT660-E-FP

- Exterior Size (H x W x D): 530 x 430 x 390
- Interior Size (H x W x D): 440 x 348 x 294
- Door Size (H x W): 440 x 336
- Weight (KG): 60
- Volume(L): 45.3
- Keypad protrudes 15mm & handle protrudes 63mm only when pulled out to open safe

## 'Karat' SAFE - Keyed



Art ID. MT640-K

- Exterior Size (H x W x D): 340 x 430 x 390 mm
- Interior Size (H x W x D): 250 x 348 x 294 mm
- Door Size (H x W): 250 x 336 mm
- Weight (KG): 48
- Volume(L): 25.8



Art ID. MT660-K

- Exterior Size (H x W x D): 530 x 430 x 390 mm
- Interior Size (H x W x D): 440 x 348 x 294 mm
- Door Size (H x W): 440 x 336 mm
- Weight (KG): 60
- Volume (L): 45.3





**INSURABLE RATING**  
Recommended up to  
**\$110,000**



**SECURITY GRADE 1 ECB-S/VdS**  
Certified protection against burglary



**FIRE RESISTANCE GRADE LFS 60 P**  
Certified protection against fire

**Electronic / Fingerscan**  
(EN 1300 CLASS B LOCK)



- New Pad design
- High quality touch electronics
- 1 administrator and 9 user codes
- Simple intuitive menu structure
- Time - Date - Year
- Audit trail
- Integrated fingerprint module
- 20 fingerprints

## 'Diplomat' SAFE - Electronic/Finger Scan

### PRODUCT DESCRIPTION:

- Tested and supervised security by ECB.S/VdS.
- Insurance rating \$110,000
- Certified protection against burglary and fire.
- ECB.S Certified to Resistance Grade 1
- Resistance Grade I according to EN 1143-1
- Certified fire protection according to EN 15659. LFS 60 P
- Certified 60 minute protection against fire.
- Triple-walled body with armoured, special fireproof insulation.
- BURG-WÄCHTER special 'FPC Buildup' insulation in body and door.
- Special rear wall construction with additional armoring.
- Four-walled door with extensive armoring to protect boltwork and lock.
- Door also features BURG-WÄCHTER's patented, non-resettable double emergency locking system.
- Four sided locking through strong round bolts.
- Recessed door for added protection.
- Specially concealed hinges.
- Heat sensitive seals - swells to seal door in event of a fire.
- Prepared for both wall and floor fixing - fixing materials included.
- Accepts up to 12 mm bolt
- Depth for files of common size, with 1 adjustable shelf.
- Silver metallic finish.

### SecuTronic - the first biometric safe lock with VdS Certification

- Developed by BURG-WÄCHTER.
- VdS approved lock with fingerscan module, EN 1300 class 2.
- Programmable electronic lock.
- 10 x 6-digit pincodes.
- 1,000,000 possible combinations.
- Up to 20 x fingerscans.
- When opening with fingerscan, 2 different fingers must be entered/programmed.
- Scanner only accepts 'real, live fingers.'
- Precise finger scanner, for accurate reading.
- Intelligent, menu driven operation.
- Administration of up to 10 users, 1,000,000 million different combinations and up to 300 optional TSE E-keys.
- User names, access times and rights, calendar functions etc are available.



Art. MTD780-E-FP



Art. MTD760-E-FP



Art. MTD750-E-FP



Art. MTD740-E-FP

- |   |   |   |  |
|---|---|---|--|
| <ul style="list-style-type: none"> <li>• Exterior Size (H x W x D): 985 x 500 x 462 mm (not including key pad)</li> <li>• Keypad protrudes 15 mm &amp; handle protrudes 63 mm only when pulled out to open safe</li> <li>• Interior Size (H x W x D): 860 x 372 x 300 mm</li> <li>• Door Size (H x W): 860 x 337 mm</li> <li>• Weight (KG): 186</li> <li>• Volume(L): 96.0</li> </ul> | <ul style="list-style-type: none"> <li>• Exterior Size (H x W x D): 625 x 500 x 462 mm (not including key pad)</li> <li>• Keypad protrudes 15 mm &amp; handle protrudes 63 mm only when pulled out to open safe</li> <li>• Interior Size (H x W x D): 500 x 372 x 300 mm</li> <li>• Door Size (H x W): 500 x 337 mm</li> <li>• Weight (KG): 132</li> <li>• Volume(L): 55.8</li> </ul> | <ul style="list-style-type: none"> <li>• Exterior Size (H x W x D): 470 x 500 x 462 mm (not including key pad)</li> <li>• Keypad protrudes 15 mm &amp; handle protrudes 63 mm only when pulled out to open safe</li> <li>• Interior Size (H x W x D): 345 x 372 x 300 mm</li> <li>• Door Size (H x W): 345 x 337 mm</li> <li>• Weight (KG): 104</li> <li>• Volume(L): 38.5</li> </ul> | <ul style="list-style-type: none"> <li>• Exterior Size (H x W x D): 380 x 500 x 462 mm (Does not include keypad)</li> <li>• Keypad protrudes 15 mm &amp; handle protrudes 63 mm only when pulled out to open safe</li> <li>• Interior Size (H x W x D): 255 x 372 x 300 mm</li> <li>• Door Size (H x W): 255 x 337 mm</li> <li>• Weight (KG): 92</li> <li>• Volume(L): 28.3</li> </ul> |
|---|---|---|--|



Diplomat



**RECOMMENDED INSURABLE RATING**  
Up to \$110,000



**ECB-S CERTIFIED TO RESISTANCE GRADE 1**  
Certified protection against burglary



**FIRE RESISTANCE GRADE LFS 60 P**  
Certified 60 minute protection against fire



**NEW**



**NEW**





ECB-S  
EN  
1143-1


ECB-S  
I  
RESISTANCE  
LEVEL

ECB-S  
LFS 60  
FIRE PROTECTION  
EN 15659




# MTD760-E-FP


NOW AVAILABLE IN 3 X PREMIUM COLOURS



White



Black



Silver







Opening  
the  
future



### About JMA®

JMA is a premium brand in the global locksmithing market. Their history has been defined by experience and innovation for over 80 years.

The family owned business was established in 1942 in Mondragón, Spain and became a major key manufacturing business during its first generation.

JMA grew significantly and become a nationally recognized brand during the 1960s and 1970s. Constant growth in key production naturally led to the international expansion of JMA and the creation of new product lines.

Today JMA sells its products in over 100 countries, and the JMA brand has a dozen commercial branches in Europe, America, Africa and Asia, as well as production plants in both Europe and America.

JMA currently manufactures more than 2,500,000 keys per day, and it has an extensive catalogue with over 80,000 different items spread over all its product lines:

- Domestic and car keys
- Transponder technology for car key duplication
- Remote controls for garages doors and gates
- Key and access point control duplicators



This extensive range has enabled JMA to position itself as a premium international provider of global security solutions. It is a brand that looks to the future by incorporating the latest technologies into its products while always meeting the needs of the market.



We are pleased to have Mr. Andoni Altube from JMA travelling again to attend the 2023 MLAA conference as one of our honoured guests.

Andoni holds a BA Honours Degree in Business Administration & Enterprise from the University of Central England and a master's degree in marketing from the UMIST University of Manchester in the UK.

He started with the JMA Export Team back in 1998 and is now one of JMA's most senior & experienced Export Area Managers, he has been a driving force in JMA's international success.

Andoni has regularly travelled to Australia to better understand the market over the past few years. One such trip Andoni helped bring the JMA Nomad Key Machine to the market. Citing Australian customer feedback as the single most important driver to its inception. The same applies to products such as the Multicode Electronic machine and the JMA Remotes, where the information gathered in-place was crucial for their tailor-made development for the Australian market.

**NEW**



SCAN TO SEE THE **JMA**<sup>®</sup>  
COMPANY VIDEO



COME SEE  
THIS AT  
MASTER  
LOCKSMITHS

**2023 EXPO**



# MULTICODE NXT


## NEW KEYPRO 2.0 BY JMA



### NEW SOFTWARE TECHNOLOGY

- Improved graphical quality for cutting processes that display the keys in the clamp.
- Streamlined database management. With faster software and updates each time the app is opened.
- New features, such as searching for keys with partial cuts, variable speed, axes cancellation, configurable text size and angle, etc.
- More intuitive use. Programmed to guide you through the process step by step.
- Touchscreen display that lets you position texts with your finger.

## CUTTING & ENGRAVING



# MULTICODE NXT

The next generation of Multicode NXT key cutting machines lets you cut and engrave flat keys, security keys and vehicle keys on a single machine. Thanks to the engraving clamp set, you can engrave all sorts of keys, medallions and plates.



NEW Software  
KEYPRO 2.0

For cutting In-line Domestic  
& Auto Edge keys

For cutting dimple keys &  
Laser keys

Decoding Probe

Optional Engraving jaw set



## TECHNICAL DATA

Prismatic cutter (flat keys)	High speed steel* 1100 rpm
Cylindrical cutter (security key)	Carbide 12000 rpm
Standard clamp (flat keys)	4-faced MP1
Clamp for dimple or sidewinder keys	2-faced interchangeable clamps
Width	427 mm
Height with tablet support mount	612 mm
Height without tablet support	431 mm
Depth	413 mm
Weight	27 kg
Effective travel	X = 45 mm / Y = 45 mm / Z = 30 mm

## MOTOR DATA


Multicode NXT	24V d.c-7,5 Amp.-180W
---------------	-----------------------

Art ID:  
**MULTICODE-NXT**

Art ID:  
**MULTICODE-NXT-ENG**



# NOMAD

\ NOMAD 



## High quality in low dimensions

\ The NOMAD is 6.5 Kg\* in weight, 26 cm in length and 5 inches between Jaws centers. It's the ideal solution for van set up and mobile locksmith professionals.



Art ID: NOMAD



**NEW**

\ NOMAD GO  + 



\ The NOMAD GO with a built-in battery is designed to work wherever it is needed without a physical electrical connection, an even more autonomous and transportable machine.



Art ID: NOMAD-GO



**NEW**

## NOMAD BIT



NOMAD BIT  
Duplicate Mortice & Safe keys  
in a simple, precise and  
high quality way.

Art ID: NOMAD-BIT



## FOUR WAY JAWS AND ERGONOMICAL CLAMPS

High quality steel jaws for precision cutting. Four way jaws allow greater ease and reliability in the clamping of the keys.



## FLUID, PRECISE MOVEMENTS

The carriage offers smooth wheel movements which facilitates duplication and reduces the force needed to operate the machine.



TECHNICAL DATA	NOMAD	NOMAD GO	NOMAD BIT
Cutter	FP11 HSS (Ø63 x 5 x 16)	FP11 HSS (Ø63 x 5 x 16)	FP 32 (Ø63 x 2,4 x 16)
Clamps	Reversible 4 faced	Reversible 4 faced	Reversible 3 faced
Width	266 mm	266 mm	266 mm
Height	215 mm	260 mm	215 mm
Depth	165 mm	165 mm	165 mm
Weight	6,5 kg	8 kg	6,5 kg
Speed	2800 rpm	3100 rpm	2800 rpm
Useful run	X= 53 mm	X= 53 mm	X= 73 mm
Transmission	Ribbed belts	Ribbed belts	Ribbed belts
Displacement	Over Glycodur® bearings	Over Glycodur® bearings	Over Glycodur® bearings
Motor	220 VDC-150W or 110 VDC-150W	24 VDC-150W	220 VDC-150W or 110 VDC-150W
Power supply	240V	Lithium ion Battery 25.9V 2500mAh Power supply 28.4V 1A	240V



## BERNA

### COMPACT SEMI-AUTO KEY DUPLICATOR

#### PRODUCT DESCRIPTION

The BERN A is a compact, durable machine that is especially suited for key cutting professionals. It combines simplicity and versatility to easily duplicate flat keys for cylinder locks, vehicle keys, cruciform keys and even specialty keys using its special 4-sided clamps.


#### PRODUCT SPECIFICATION

- Size : 340 x 234 x 435 mm
- Weight : 17 Kg.

Art ID: BERN A



*Scan to see the product page*



## NEO

### COMPACT TRACK (WAVE) KEY DUPLICATOR

#### PRODUCT DESCRIPTION

The NEO is the machine that brings precision and simplicity together when copying laser and special keys. It brings new features to its class, such as LED lighting and the protective screen in the work area. This machine has a special jaw to grip a huge variety of laser keys with no need for an adaptor.

#### PRODUCT SPECIFICATION

- Size (W X H X D): 240 x 380 x 350 mm

Art ID: NEO



*Scan to see the product page*



## M-TC



Art ID: M-TC

### Dedicated **TRI-CODE** remote ATA and B&D

#### PRODUCT DESCRIPTION

JMA M-TC TRI-CODE Universal remote, is a compact, durable remote that is compatible with ATA Triocode and B&D Tri-Tran Garage & Gate Motors.

The MT-C comes with a Pre-coded default coding type to suit ATA TrioCode Remotes.

The MT-C Can easily be converted to a B&D Remote by:

Holding down the top 2 x buttons (1&2) on the MT-C Remote. The LED will turn on, After 4 seconds, LED will Turn Off

Release the buttons, The coding has now been switched successfully

The remote is registered into the ATA or B&D receiver using the factory manual procedure

#### PRODUCT SPECIFICATION

- 4-Buttons
- Frequency: Triple Frequency 433.92, 433.47 &434.37 MHz
- Replaces PTX5v2 and B&D Tri-Tran Remotes
- Battery Type: Coin Battery (CR2032)

Replaces below:



PTX5v2 062731



## M-BT



Art ID: M-BT

### Multi-purpose **FIXED & ROLLING CODE** Universal Remote

#### PRODUCT DESCRIPTION

- The M-BT remote control duplicates 95% of Fixed code remotes and more than 40 rolling code brands using the latest Cutting Edge mobile technology.
- The M-BT Remote Can integrate up to 4x different remotes to the 1 remote
- Connect your M-BT remote to your mobile phone via Bluetooth and use the JMAREMOTESPRO APP for more advanced functions.
- When integrated with the JMA REMOTES PRO APP it is possible to generate an aftermarket remote for many of the popular Brands that can be introduced to the receiver.



## M-LT



### Economical **FIXED CODE** Universal Remote

#### PRODUCT DESCRIPTION

JMA Art. M-LT Fixed Code Duplicating Remote. Scan QR Code (Right) to see how simple duplicating remotes can be.

Capable of cloning and duplicating a wide range of FIXED code remotes with 433 Mhz frequency.

Capable of integrating codes for 4 different original remotes on 1 device.

#### PRODUCT SPECIFICATION

- 4-Buttons
- Frequency: 433 Mhz
- Battery Type: Coin Battery (CR2032)



**SCAN** to see how simple duplicating remotes can be







## Art. LWO-1D (Like: LW4)



Nickel Plated  
Brass

Brass

Mild Steel

## Art. LWO-2D (Like: LW5)



Nickel Plated  
Brass

Brass

Mild Steel

## Art. WHI-1D (Like: WC2)



Nickel Plated  
Brass

Brass

Mild Steel

## Art. TE-8I (Like: TE2)



Nickel Plated  
Brass

Brass

Mild Steel

### Standard (Non-Embossed)

Art.	Like	Material	250 buy price/each
LWO-1D	LW4	* N.P Brass *	CFP
LWO-1D-BR	LW4	* All Brass *	CFP
LWO-1D-ST	LW4	*Mild Steel *	CFP

### Embossed (Custom Coined)

Art.	Like	Size	1000 min buy for embossing/each
LWO-1D-EMB	LW4	* N.P Brass *	CFP
LWO-1D-BR-EMB	LW4	* All Brass *	CFP
LWO-1D-ST-EMB	LW4	*Mild Steel *	CFP

### Standard (Non-Embossed)

Art.	Like	Size	250 buy price/each
LWO-2D	LW5	* N.P Brass *	CFP
LWO-2D-BR	LW5	* All Brass *	CFP
LWO-2D-ST	LW5	*Mild Steel *	CFP

### Embossed (Custom Coined)

Art.	Like	Size	1000 min buy for embossing/each
LWO-2D-EMB	LW5	* N.P Brass *	CFP
LWO-2D-BR-EMB	LW5	* All Brass *	CFP
LWO-2D-ST-EMB	LW5	*Mild Steel *	CFP

### Standard (Non-Embossed)

Art.	Like	Size	250 buy price/each
WHI-1D	WC2	* N.P Brass *	CFP
WHI-1D-BR	WC2	* All Brass *	CFP
WHI-1D-ST	WC2	*Mild Steel *	CFP

### Embossed (Custom Coined)

Art.	Like	Size	1000 min buy for embossing/each
WHI-1D-EMB	WC2	* N.P Brass *	CFP
WHI-1D-BR-EMB	WC2	* All Brass *	CFP
WHI-1D-ST-EMB	WC2	*Mild Steel *	CFP

### Standard (Non-Embossed)

Art.	Like	Size	250 buy price/each
TE-8I	TE2	* N.P Brass *	CFP
TE-8I-BR	TE2	* All Brass *	CFP
TE-8I-ST	TE2	*Mild Steel *	CFP

### Embossed (Custom Coined)

Art.	Like	Size	1000 min buy for embossing/each
TE-8I-EMB	TE2	* N.P Brass *	CFP
TE-8I-BR-EMB	TE2	* All Brass *	CFP
TE-8I-ST-EMB	TE2	*Mild Steel *	CFP

(Like: KS1)



Nickel Plated Brass



Mild Steel

Art.	Like	Size	250 buy price/each
KWI-1	KS1	* N.P Brass *	CFP
KWI-1-ST	KS1	*Mild Steel *	CFP

**Embossed (Custom Coined)**

Art.	Like	Size	1000 min buy for embossing /each
KWI-1-EMB	KS1	* N.P Brass *	CFP
KWI-1-ST-EMB	KS1	*Mild Steel *	CFP

**Art. YA-24D** (Like: YA1E)



Nickel Plated Brass



Mild Steel

**Standard (Non-Embossed)**

Art.	Like	Size	250 buy price/each
YA-24D	YA1E	* N.P Brass *	CFP
YA-24D-ST	YA1E	*Mild Steel *	CFP

**Embossed (Custom Coined)**

Art.	Like	Size	1000 min buy for embossing /each
YA-24D-EMB	YA1E	* N.P Brass *	CFP
YA-24D-ST-EMB	YA1E	*Mild Steel *	CFP

**Art. LF-25** (Like: LF24)



Nickel Plated Brass



Mild Steel

**Standard (Non-Embossed)**

Art.	Like	Size	250 buy price/each
LF-25	LF24	* N.P Brass *	CFP
LF-25-ST	LF24	*Mild Steel *	CFP

**Embossed (Custom Coined)**

Art.	Like	Size	1000 min buy for embossing /each
LF-25-EMB	LF24	* N.P Brass *	CFP
LF-25-ST-EMB	LF24	*Mild Steel *	CFP

**Art. LF-20** (Like: LF27)



Nickel Plated Brass



Mild Steel

**Standard (Non-Embossed)**

Art.	Like	Size	250 buy price/each
LF-20	LF27	* N.P Brass *	CFP
LF-20-ST	LF27	*Mild Steel *	CFP

**Embossed (Custom Coined)**

Art.	Like	Size	1000 min buy for embossing /each
LF-20-EMB	LF27	* N.P Brass *	CFP
LF-20-ST-EMB	LF27	*Mild Steel *	CFP

# JMA<sup>®</sup>

Opening  
the  
future

**JMA** produces over  
**2,500,000 keys**  
**daily!**

The Largest  
Key Producer  
in Europe

## FULL RANGE **130+** EUROPEAN MADE **TRANSPONDER KEYS**




**JMA Transponder Keys**  
fit wedge (carbon) &  
glass transponder chips  
as standard



**NEW**

# Key Catalogue 2023

A visual catalogue to  
make your day-to-day  
life easier. New images  
& new structure



Key Catalogue





**LOCKTON**



**LOCKTON**

*The LOCKTON range of security products is made from the highest quality materials with state-of-the-art manufacturing and quality control.*

*With a comprehensive and ever-growing range of commercial hardware including; door locks, padlocks, door closers, mortice locks as well as electronic door locks and other categories. LOCKTON has a solution for your locking needs.*

*The Griffin is a mythical creature, part lion and part eagle, which has been known throughout history as a protector and guardian. The Griffin is symbolic of both power and bravery & is often portrayed as guarding treasure or wealth.*

*LOCKTON & Its Griffin - Your protector & guardian and the flagship brand for SG Lock & Security.*



*Pages 32-53*



**LOCKTON**  
commercial



**LOCKTON**  
E-Series

*Pages 54-55*

*Pages 56-59*



**LOCKTON**  
ESSENTIALS



**LOCKTON**  
commercial

# Commercial Mortice Lock

Art. SG-ML60

**60mm**  
Backset



Art ID: SG-ML60

Suitable for use in  
all heavy traffic areas  
including:

- **Commercial**
- **Education**
- **Retail**
- **Industrial**
- **Medical**





## LOCKTON 60mm Mortice Lock Art. SG-ML60

### PRODUCT DESCRIPTION

The LOCKTON 60mm mortice lock body and latch are made from Stainless Steel, making them not only extremely tough and durable, but also extremely weather resistant to the harsh Australian environment.

The LOCKTON Art. SG-ML60 retrofits Australian standard 60mm mortice locks and comes with the required fixing screws, strikes, cylinder retaining pins, turn snib adapter, templates and instructions.

### PRODUCT SPECIFICATION

- Easy change Lock Functions - turn the dial on the side of the lock body (Consistent with the LOCKTON 23 mm Backset & 30 mm Backset Mortice Locks)
- Accepts Australian Oval Cylinder
- Easy close action for electric strikes
- Uses industry standard cams
- 4-hour fire rating
- 10-year warranty
- Cycle tested
- Fits doors between 32-50 mm
- Suits left & right opening doors
- Electric strike compatible

Art ID: SG-ML60



4-Hours



SL8 : Physical Security Rating



D8 : Durability Rating (500,000 Cycles)



Design for Access and mobility - AS1428.1-2009



SCAN to see the Full LOCKTON Range on SGLOCKS



**CYL HOLE & LEVER  
'Square End' - INT PLATE  
Art ID: SQ-01V-25-SCP**

**PRODUCT DESCRIPTION**

Art. SQ-01V-25-SCP - Internal Square Plate with Cylinder Hole & Lever  
 • Suits most 60 mm Australian Mortice Locks  
 • Retrofits most existing Wide Plate Furniture

**PRODUCT SPECIFICATION**

- Material: Solid Brass (Body & Handle)
- Handing: Easy change handing
- Quality Return Spring



Art.	Type	From Ex GST
SQ-01V-25-SCP	Satin chome Plated	CFP
SQ-01V-25-BLK	Matte Black (PVD)	CFP



**CYL HOLE & LEVER  
'Square End' - EXT PLATE  
Art ID: SQ-01C-25-SCP**

**PRODUCT DESCRIPTION**

Art. SQ-01C-25-SCP - External Square Plate with Cylinder Hole & Lever  
 • Suits most 60 mm Australian Mortice Locks  
 • Retrofits most existing Wide Plate Furniture

**PRODUCT SPECIFICATION**

- Material: Solid Brass (Body & Handle)
- Handing: Easy change handing
- Quality Return Spring



Art.	Type	From Ex GST
SQ-01C-25-SCP	Satin chome Plated	CFP
SQ-01C-25-BLK	Matte Black (PVD)	CFP

**LEVER ONLY  
'Square End' - INT PLATE  
Art ID: SQ-02V-25-SCP**

**PRODUCT DESCRIPTION**

Art. SQ-02V-25-SCP - Internal Square Plate with Lever Only  
 • Suits most 60 mm Australian Mortice Locks  
 • Retrofits most existing Wide Plate Furniture

**PRODUCT SPECIFICATION**

- Material: Solid Brass (Body & Handle)
- Handing: Easy change handing
- Quality Return Spring



Art.	Type	From Ex GST
SQ-02V-25-SCP	Satin chome Plated	CFP
SQ-02V-25-BLK	Matte Black (PVD)	CFP


**LEVER ONLY  
'Square End' - EXT PLATE  
Art ID: SQ-02C-25-SCP**

**PRODUCT DESCRIPTION**

Art. SQ-02C-25-SCP - External Square Plate with Lever Only  
 • Suits most 60 mm Australian Mortice Locks  
 • Retrofits most existing Wide Plate Furniture

**PRODUCT SPECIFICATION**

- Material: Solid Brass (Body & Handle)
- Handing: Easy change handing
- Quality Return Spring



Art.	Type	From Ex GST
SQ-02C-25-SCP	Satin chome Plated	CFP
SQ-02C-25-BLK	Matte Black (PVD)	CFP

**CYL HOLE ONLY  
'Square End' - INT PLATE  
Art ID: SQ-04V-SCP**

**PRODUCT DESCRIPTION**

Art. SQ-04V-SCP - Internal Square Plate with Cylinder Hole Only  
 • Suits most 60 mm Australian Mortice Locks  
 • Retrofits most existing Wide Plate Furniture

**PRODUCT SPECIFICATION**

- Material: Solid Brass (Body)
- Handing: N/A



Art.	Type	From Ex GST
SQ-04V-SCP	Satin chome Plated	CFP
SQ-04V-BLK	Matte Black (PVD)	CFP

**CYL HOLE ONLY  
'Square End' - EXT PLATE  
Art ID: SQ-04C-SCP**

**PRODUCT DESCRIPTION**

Art. SQ-04C-SCP - External Square Plate with Cylinder Hole Only  
 • Suits most 60 mm Australian Mortice Locks  
 • Retrofits most existing Wide Plate Furniture

**PRODUCT SPECIFICATION**

- Material: Solid Brass (Body)
- Handing: N/A



Art.	Type	From Ex GST
SQ-04C-SCP	Satin chome Plated	CFP
SQ-04C-BLK	Matte Black (PVD)	CFP

## EMERGENCY TURN & LEVER 'Square End' - EXT PLATE Art ID: SQ-03C-25-SCP

### PRODUCT DESCRIPTION

- Art. SQ-03C-25-SCP - External Square Plate with Emergency Turn & Lever
- Suits most 60 mm Australian Mortice Locks
  - Retrofits most existing Wide Plate Furniture

### PRODUCT SPECIFICATION

- Material: Solid Brass (Body & Handle)
- Handing: Easy change handing
- Quality Return Spring




## SNIB & LEVER 'Square End' - INT PLATE Art ID: SQ-13V-25-SCP

### PRODUCT DESCRIPTION

- Art. SQ-13V-25-SCP - Internal Square Plate with Turn Snib & Lever
- Suits most 60 mm Australian Mortice Locks
  - Retrofits most existing Wide Plate Furniture

### PRODUCT SPECIFICATION

- Material: Solid Brass (Body & Handle)
- Handing: Easy change handing
- Quality Return Spring



## DA TURN SNIB & LEVER 'Square End' - INT PLATE Art ID: SQ-13VDA-25-SCP

### PRODUCT DESCRIPTION

- Art. SQ-13VDA-25-SCP - Internal Square Plate with DA Turn Snib & Lever
- Suits most 60 mm Australian Mortice Locks
  - Retrofits most existing Wide Plate Furniture

### PRODUCT SPECIFICATION

- Material: Solid Brass (Body & Handle)
- Handing: Easy change handing (Handle & Turn Snib)
- Quality Return Spring



Art.	Type	From Ex GST
SQ-03C-25-SCP	Satin chrome Plated	CFP
SQ-03C-25-BLK	Matte Black (PVD)	CFP

Art.	Type	From Ex GST
SQ-13V-25-SCP	Satin chrome Plated	CFP
SQ-13V-25-BLK	Matte Black (PVD)	CFP

Art.	Type	From Ex GST
SQ-13VDA-25-SCP	Satin chrome Plated	CFP
SQ-13VDA-25-BLK	Matte Black (PVD)	CFP


## EMERGENCY TURN, INDICATOR & LEVER 'Square End' - EXT PLATE Art ID: SQ-53C-25-SCP

### PRODUCT DESCRIPTION

- Art. SQ-53C-25-SCP - External Square Plate with Emergency Turn Indicator & Lever
- Suits most 60 mm Australian Mortice Locks
  - Retrofits most existing Wide Plate Furniture

### PRODUCT SPECIFICATION

- Material: Solid Brass (Body & Handle)
- Handing: Easy change handing
- Quality Return Spring



## DA TURN SNIB ONLY 'Square End' - INT PLATE Art ID: SQ-06VDA-SCP

### PRODUCT DESCRIPTION

- Art. SQ-06VDA-SCP - Internal Square Plate with DA Turn Snib Only.
- Suits LOCKTON ML60-SLD, ML60-DB Mortice locks
  - Retrofits most existing Wide Plate Furniture

### PRODUCT SPECIFICATION

- Material: Solid Brass (Body)
- Handing: Easy change handing (Turn Snib)



## Replacement LEVER (32 SERIES) Suits LOCKTON Wide Plate Furniture Art ID: 32LEVER-SCP

### PRODUCT DESCRIPTION

- Art. 32LEVER-SCP '30 Series' Lever Only - is a replacement lever for the LOCKTON range or Square & Round End furniture that suit our 60 mm Mortice lock (ML60). Simply replace the existing "25" Lever with the "32" Series Lever.

### PRODUCT SPECIFICATION

- Material: Solid Brass
- Finish: Satin Chrome Plate



Art.	Type	Price Ex GST
32LEVER-SCP	32 Series Replacement Lever	CFP

## Replacement LEVER (30 SERIES) Suits LOCKTON Wide Plate Furniture Art ID: 30LEVER-SCP

### PRODUCT DESCRIPTION

- Art. 30LEVER-SCP '30 Series' Lever Only - is a replacement lever for the LOCKTON range or Square & Round End furniture that suit our 60 mm Mortice lock (ML60). Simply replace the existing "25" Lever with the "30" Series Lever.

### PRODUCT SPECIFICATION

- Material: Solid Brass
- Finish: Satin Chrome Plate



Art.	Type	From Ex GST
SQ-53C-25-SCP	Satin chrome Plated	CFP
SQ-53C-25-BLK	Matte Black (PVD)	CFP

Art.	Type	From Ex GST
SQ-06VDA-SCP	Satin chrome Plated	CFP
SQ-06VDA-BLK	Matte Black (PVD)	CFP

Art.	Type	Price Ex GST
30LEVER-SCP	30 Series Replacement Lever	CFP

# Commercial Mortice Lock Kits

Suitable for use in all heavy traffic areas including:

- Commercial
- Education
- Retail
- Industrial
- Medical



4-Hours



SL8 : Physical Security Rating



D8 : Durability Rating (500,000 Cycles)



Design for Access and mobility - AS1428.1-2009



## QUANTITY PRICING - Now on Mortice Lock Kits

### 60mm Kits

ART ID.	ORDERING OPTIONS	DESCRIPTION	Price 1+ Ex GST	Price 6+ Ex GST
ML60-KIT1	KA KD ALB	'60 mm' Mortice Lock KIT1 (CLASSROOM) - Inc. Lock, Furniture & Cylinder	\$CFP	\$CFP
ML60-KIT2	KA KD ALB	'60 mm' Mortice Lock KIT2 (ENTRANCE) - Inc. Lock, Furniture & Cylinder	\$CFP	\$CFP
ML60-KIT3	-	'60 mm' Mortice Lock KIT3 (PASSAGE) - Inc. Lock & Furniture	\$CFP	\$CFP
ML60-KIT4	KA ALB	'60 mm' Mortice Lock KIT4 (DOUBLE CYL.) - Inc. Lock, Furniture & Cylinders	\$CFP	\$CFP
ML60-KIT5	KA KD ALB	'60 mm' Mortice Lock KIT5 (DISABILITY) - Inc. Lock, Furniture & Cylinder	\$CFP	\$CFP
ML60-RND-KIT1	KA KD ALB	60 mm Mortice Lock RND-KIT1 (CLASSROOM) - Inc. Lock, RND END Furniture & Cyl.	\$CFP	\$CFP
ML60-RND-KIT2	KA KD ALB	60 mm Mortice Lock RND-KIT2 (ENTRANCE) - Inc. Lock, RND END Furniture & Cyl.	\$CFP	\$CFP
ML60-RND-KIT3	-	60 mm Mortice Lock RND-KIT3 (PASSAGE) - Inc. Lock & RND END Furniture	\$CFP	\$CFP
ML60-RND-KIT4	KA ALB	60 mm Mortice Lock RND-KIT4 (DOUBLE CYL.) - Inc. Lock, RND END Furniture & Cyl.'s	\$CFP	\$CFP
ML60-RND-KIT5	KA KD ALB	60 mm Mortice Lock RND-KIT5 (DISABILITY) - Inc. Lock, RND END Furniture & Cylinder	\$CFP	\$CFP

### '60mm' Backset MORTICE LOCK \*Matte Black\*

#### PRODUCT DESCRIPTION

The LOCKTON 60mm mortice lock body and latch are made from 304 Stainless Steel, making them not only extremely tough and durable, but also extremely weather resistant to the harsh Australian environment.

The LOCKTON Art. SG-ML60-BLK retrofits Australian standard 60 mm mortice locks and comes with the required fixing screws, strikes, cylinder retaining pins, turn snib adapter, templates and instructions.

#### PRODUCT SPECIFICATION

- 'Easy Change' Lock Functions - turn the dial on the side of the lock body (Consistent with the LOCKTON 23 mm Backset & 30 mm Backset Mortice Locks)
- Kick off function
- Accepts Australian oval cylinder
- Easy close action for electric strikes
- Uses industry standard cams
- 4-hour fire rating
- 10-year warranty
- Cycle tested
- Fits doors between 32-50 mm
- Suits left & right opening doors
- Electric strike compatible.



Art. SG-ML60-BLK



### '60mm' Mortice Lock KIT1 (CLASSROOM) - Inc. Lock, Furniture & Cylinder \*Matte Black\*

#### PRODUCT DESCRIPTION

The LOCKTON 60 mm Mortice Lock KIT 1 (CLASSROOM) contains a LOCKTON 60 mm Backset Mortice Lock, Oval Cylinder and suitable furniture.

#### Kit Contains:

- 1 x 60 mm Mortice Lock (Art. SG-ML60-BLK)
- 1 x External Lever with Cylinder Hole (Art. SQ-01C-25-BLK)
- 1 x Internal Lever Only (Art. SQ-02V-25-BLK)
- 1 x Oval Cylinder (Art. 410-BLK-KA1 or 410-BLK-KD)

Available  
in KA & KD

#### PRODUCT SPECIFICATION

- 'Easy Change' Lock Functions - turn the dial on the side of the lock body (Consistent with the LOCKTON 23 mm Backset & 30 mm Backset Mortice Locks)
- Accepts Australian oval cylinder
- Easy close action for electric strikes
- Uses industry standard cams
- 4-hour fire rating
- 10-year warranty
- Cycle tested



Art. ML60-KIT1-BLK



### '60mm' Mortice Lock KIT2 (ENTRANCE) - Inc. Lock, Furniture & Cylinder \*Matte Black\*

#### PRODUCT DESCRIPTION

The LOCKTON 60 mm Mortice Lock KIT 2 (ENTRANCE) contains a LOCKTON 60 mm Backset Mortice Lock, Oval Cylinder and suitable furniture.

#### Kit contains:

- 1 x 60 mm Mortice Lock (Art. SG-ML60-BLK)
- 1 x External Lever with Cylinder Hole (Art. SQ-01C-25-BLK)
- 1 x Internal Lever with Turn-Snib (Art. SQ-13V-25-BLK)
- 1 x Oval Cylinder (Art. 410-BLK-KA1 or 410-BLK-KD)

Available  
in KA & KD

#### PRODUCT SPECIFICATION

- 'Easy Change' Lock Functions - turn the dial on the side of the lock body (Consistent with the LOCKTON 23 mm Backset & 30 mm Backset Mortice Locks)
- Accepts Australian oval cylinder
- Easy close action for electric strikes
- Uses industry standard cams
- 4-hour fire rating
- 10-year warranty
- Cycle tested
- Fits doors between 32-50 mm
- Suits left & right opening doors
- Electric strike compatible



Art. ML60-KIT2-BLK







**LOCKTON**  
commercial

# Commercial Mortice Lock

## Narrow Stile

23mm & 30mm Backset



Art.SG-SBML23

Art.SG-SBML30





## Short Backset MORTICE LOCKS - Narrow Stile (Vestibule)

### PRODUCT DESCRIPTION

The LOCKTON Narrow stile series mortice locks, retrofit Australian standard mortice locks and come with the required fixing screws, strikes, cylinder retaining pins, turn snib adapter, templates and instructions.

### PRODUCT SPECIFICATION

- Retrofits most Australian Latching Mortice Locks
- Accepts Australian Oval Cylinder
- Includes Turn Snib Adapter, Fixing Screws, Strike Plate & Instructions
- Easy Close Action for Electric Strikes
- Uses Industry Standard Cams
- 10 Year Warranty
- Latch: Stainless Steel (Reversible)



Art ID: SG-SBML23



Art ID: SG-SBML30



**CYL HOLE & LEVER**  
**'Square End' - INT PLATE**  
**Art ID: NSQ-01V-25-SCP**

**PRODUCT DESCRIPTION**

- Art. NSQ-01V-25-SCP - Internal Square Plate with Cylinder Hole & Lever
- Suits Narrow Stile Mortice Locks
  - Retrofits most existing Narrow Stile Furniture

**PRODUCT SPECIFICATION**

- Material: Solid Brass (Body & Handle)
- Handing: Easy change handing
- Quality Return Spring.



Art.	Type	From Ex GST
NSQ-01V-25-SCP	Satin chome Plated	CFP
NSQ-01V-25-BLK	Matte Black (PVD)	CFP

**CYL HOLE & LEVER**  
**'Square End' - EXT PLATE**  
**Art ID: NSQ-01C-25-SCP**

**PRODUCT DESCRIPTION**

- Art. NSQ-01C-25-SCP - External Square Plate with Cylinder Hole & Lever
- Suits Narrow Stile Mortice Locks
  - Retrofits most existing Narrow Stile Furniture

**PRODUCT SPECIFICATION**

- Material: Solid Brass (Body & Handle)
- Handing: Easy change handing
- Quality Return Spring.



Art.	Type	From Ex GST
NSQ-01C-25-SCP	Satin chome Plated	CFP
NSQ-01C-25-BLK	Matte Black (PVD)	CFP

**LEVER ONLY**  
**'Square End' - EXT PLATE**  
**Art ID: NSQ-02C-25-SCP**

**PRODUCT DESCRIPTION**

- Art. NSQ-02C-25-SCP - External Square Plate with Lever Only
- Suits Narrow Stile Mortice Locks
  - Retrofits most existing Narrow Stile Furniture

**PRODUCT SPECIFICATION**

- Material: Solid Brass (Body & Handle)
- Handing: Easy change handing
- Quality Return Spring.



Art.	Type	From Ex GST
NSQ-02C-25-SCP	Satin chome Plated	CFP
NSQ-02C-25-BLK	Matte Black (PVD)	CFP

**LEVER ONLY**  
**'Square End' - INT PLATE**  
**Art ID: NSQ-02V-25-SCP**

**PRODUCT DESCRIPTION**

- Art. NSQ-02V-25-SCP - Internal Square Plate with Lever Only
- Suits Narrow Stile Mortice Locks
  - Retrofits most existing Narrow Stile Furniture

**PRODUCT SPECIFICATION**

- Material: Solid Brass (Body & Handle)
- Handing: Easy change handing
- Quality Return Spring.



Art.	Type	From Ex GST
NSQ-02V-25-SCP	Satin chome Plated	CFP
NSQ-02V-25-BLK	Matte Black (PVD)	CFP

## EMERGENCY TURN & LEVER 'Square End' - INT PLATE Art ID: NSQ-13V-25-SCP

### PRODUCT DESCRIPTION

- Art. NSQ-13V-25-SCP - Internal Square Plate with Turn Snib & Lever
- Suits Narrow Stile Mortice Locks
  - Retrofits most existing Narrow Stile Furniture

### PRODUCT SPECIFICATION

- Material: Solid Brass (Body & Handle)
- Handing: Easy change handing
- Quality Return Spring.



Art.	Type	From Ex GST
NSQ-13V-25-SCP	Satin chrome Plated	CFP
NSQ-13V-25-BLK	Matte Black (PVD)	CFP

## CYL HOLE ONLY 'Square End' - INT PLATE Art ID: NSQ-04V-SCP

### PRODUCT DESCRIPTION

- Art. NSQ-04V-SCP - Internal Square Plate with Cylinder Hole Only
- Suits Narrow Stile Mortice Locks
  - Retrofits most existing Narrow Stile Furniture

### PRODUCT SPECIFICATION

- Material: Solid Brass (Body)
- Handing: N/A.



Art.	Type	From Ex GST
NSQ-04V-SCP	Satin chrome Plated	CFP
NSQ-04V-BLK	Matte Black (PVD)	CFP

## SNIB & LEVER 'Square End' - INT PLATE Art ID: NSQ-13VDA-25-SCP

### PRODUCT DESCRIPTION

- Art. NSQ-13VDA-25-SCP - Internal Square Plate with DA Turn Snib & Lever
- Suits Narrow Stile Mortice Locks
  - Retrofits most existing Narrow Stile Furniture

### PRODUCT SPECIFICATION

- Material: Solid Brass (Body & Handle)
- Handing: Easy change handing
- Quality Return Spring.



Art.	Type	From Ex GST
NSQ-13VDA-25-SCP	Satin chrome Plated	CFP
NSQ-13VDA-25-BLK	Matte Black (PVD)	CFP

## CYL HOLE ONLY 'Square End' - EXT PLATE Art ID: NSQ-04C-SCP

### PRODUCT DESCRIPTION

- Art. NSQ-04C-SCP - External Square Plate with Cylinder Hole Only
- Suits Narrow Stile Mortice Locks
  - Retrofits most existing Narrow Stile Furniture

### PRODUCT SPECIFICATION

- Material: Solid Brass (Body)
- Handing: N/A.



Art.	Type	From Ex GST
NSQ-04C-SCP	Satin chrome Plated	CFP
NSQ-04C-BLK	Matte Black (PVD)	CFP



# Commercial Mortice Lock Kits

Suitable for use in all heavy traffic areas including:

- Commercial
- Education
- Retail
- Industrial
- Medical



SL8 : Physical Security Rating



D8 : Durability Rating (500,000 Cycles)



Design for Access and mobility - AS1428.1-2009



## QUANTITY PRICING - Now on Mortice Lock Kits

### 23mm Kits

ART ID.	ORDERING OPTIONS	DESCRIPTION	Price 1+ Ex GST	Price 6+ Ex GST
SBML23-KIT1	KA KD ALB	23mm Mortice Lock KIT1 (CLASSROOM) - Inc. Lock, Furniture & Cylinder	\$CFP	\$CFP
SBML23-KIT2	KA KD ALB	23mm Mortice Lock KIT2 (ENTRANCE) - Inc. Lock, Furniture & Cylinder	\$CFP	\$CFP
SBML23-KIT3	-	23mm Mortice Lock KIT3 (PASSAGE) - Inc. Lock & Furniture	\$CFP	\$CFP
SBML23-KIT4	KA ALB	23mm Mortice Lock KIT4 (DOUBLE CYL.) - Inc. Lock, Furniture & Cylinders	\$CFP	\$CFP
SBML23-KIT5	KA KD ALB	23mm Mortice Lock KIT5 (DISABILITY) - Inc. Lock, Furniture & Cylinder	\$CFP	\$CFP
SBML23-RND-K1	KA KD ALB	23mm Mortice Lock RND-KIT1 (CLASSROOM) - Inc. Lock, RND END Furniture & Cylinder	\$CFP	\$CFP
SBML23-RND-K2	KA KD ALB	23mm Mortice Lock RND-KIT2 (ENTRANCE) - Inc. Lock, RND END Furniture & Cylinder	\$CFP	\$CFP
SBML23-RND-KIT3	-	23mm Mortice Lock RND-KIT3 (PASSAGE) - Inc. Lock & RND END Furniture	\$CFP	\$CFP
SBML23-RND-K4	KA ALB	23mm Mortice Lock RND-KIT4 (DOUBLE CYL.) - Inc. Lock, RND END Furniture & Cylinders	\$CFP	\$CFP
SBML23-RND-K5	KA KD ALB	23mm Mortice Lock RND-KIT5 (DISABILITY) - Inc. Lock, RND END Furniture & Cylinder	\$CFP	\$CFP

### 23mm & 30mm Backset MORTICE LOCK \*Matte Black\*

#### PRODUCT DESCRIPTION

- Retrofits most Australian 23 mm & 30 mm Backset Latching Mortice Locks
- Accepts Australian Oval Cylinders
- Includes Turn Snib Adapter, Fixing Screws, Strike Plate and Instructions
- Easy Close Action for Electric Strikes
- Uses Industry Standard Cams
- Electric Strike Compatible
- 10 Year Warranty

#### PRODUCT SPECIFICATION

- Latch: Stainless Steel (Reversible)

#### Supplied with the following

- 1 x Art. FPSBML-LT155-BLK Face Plate
- 1 x Art. STSBML-STD-BLK Strike



**Art. SG-SBML23-BLK**  
(for 23 mm Mortice Lock)

**Art. SG-SBML30-BLK**  
(for 30 mm Mortice Lock)

### Mortice Lock KIT1 (CLASSROOM) - Inc. Lock, Furniture & Cylinder \*Matte Black\*

#### PRODUCT DESCRIPTION

Suitable furniture for use in "Classroom" configuration.  
Can be ordered in 23 mm or 30 mm Backset.

#### Kit contains:

- 1 x 23 mm Narrow Stile Mortice Lock (Art. SG-SBML23-BLK)  
\*\*or\*\*
- 1 x 30 mm Narrow Stile Mortice Lock (Art. SG-SBML30-BLK)
- 1 x External Lever with Cylinder Hole (Art. NSQ-01C-25-BLK)
- 1 x Internal Lever Only (Art. NSQ-02V-25-BLK)
- 1 x Oval Cylinder (Art. 410-BLK-KA1 or 410-BLK-KD)


#### PRODUCT SPECIFICATION

- Retrofits most Narrow Stile Latching Mortice Locks & Furniture
- Accepts Australian Oval Cylinder, Includes LOCKTON KD Oval Cylinder
- Stainless Steel reversible Latch
- Easy close action for Electric Strikes
- Uses industry standard Cams
- Includes Turn-Snib Adaptor, Fixing Screws, Strike Plate & Instructions

**Art. SBML23-K1-BLK**  
(for 23mm Mortice Lock)

**Art. SBML30-K1-BLK**  
(for 30mm Mortice Lock)

Now Available  
in KA & KD



### Mortice Lock KIT2 (ENTRANCE) - Inc. Lock, Furniture & Cylinder \*Matte Black\*

#### PRODUCT DESCRIPTION

Suitable furniture for use in "Entrance" configuration.  
Can be ordered in 23 mm or 30 mm Backset.

#### Kit contains:

- 1 x 23 mm Narrow Stile Mortice Lock (Art. SG-SBML23-BLK)  
\*\*or\*\*
- 1 x 30mm Narrow Stile Mortice Lock (Art. SG-SBML30-BLK)
- 1 x External Lever with Cylinder Hole (Art. NSQ-01C-25-BLK)
- 1 x Internal Lever with Turn-Snib (Art. NSQ-13V-25-BLK)
- 1 x Oval Cylinder (Art. 410-BLK-KA1 or 410-BLK-KD)

#### PRODUCT SPECIFICATION

- Retrofits most Australian Narrow Stile Latching Mortice Locks & Furniture
- Accepts Australian Oval Cylinder, Includes LOCKTON KD Oval Cylinder
- Stainless Steel reversible Latch
- Easy close action for Electric Strikes
- Uses industry standard Cams
- Includes Turn-Snib Adaptor, Fixing Screws, Strike Plate & Instructions

**Art. SBML23-K2-BLK**  
(for 23mm Mortice Lock)

**Art. SBML30-K2-BLK**  
(for 30mm Mortice Lock)

Now Available  
in KA & KD



# DOOR CLOSERS



## '100 Series' DOOR CLOSER - Rack & Pinion (2/3/4)

### PRODUCT SPECIFICATION:



- SGDC100-S Door Closer
- Rack & Pinion operation
- Non-handed
- Comes with Standard arm
- Parallel Arm Bracket
- Mounting hardware
- Simple to read installation instructions
- \*\* Hold open arm - Optional Accessory\*\*
- Closing range 180° - 15°
- Latching speed range 15° - 0°
- Suitable for door sizes 2/3/4 by template adjustment
- Size #2: Door width of 850 mm & weight of 40kg
- Size #3: Door width of 950 mm & weight of 60kg
- Size #4: Door width of 1100 mm & weight of 80kg



Art. **SGDC100-S**

## '150 Series' DOOR CLOSER - Rack & Pinion - (2/3/4)

### PRODUCT SPECIFICATION:



- SGDC150-S Door Closer
- Rack & Pinion operation
- Non-handed
- Comes with Standard arm
- Parallel Arm Bracket
- Mounting hardware
- Simple to read installation instructions
- \*\* Hold open arm - Optional Accessory\*\*
- Closing range 180° - 15°
- Latching speed range 15° - 0°
- Suitable for door sizes 2/3/4 by template adjustment
- Size #2: Door width of 850 mm & weight of 40kg
- Size #3: Door width of 950 mm & weight of 60kg
- Size #4: Door width of 1100 mm & weight of 80kg



Art. **SGDC150-S**

## '160 Series' DOOR CLOSER - Rack & Pinion - (2-4)

### PRODUCT SPECIFICATION:



- SGDC160-S Door Closer
- Rack & Pinion operation
- Non-handed
- Comes with Standard arm
- Parallel Arm Bracket
- Mounting hardware
- Simple to read installation instructions
- \*\* Hold open arm - Optional Accessory\*\*
- Closing range 180° - 15°
- Latching speed range 15° - 0°
- Suitable for door sizes 2-4
- Size #2: Door width of 850 mm & weight of 40kg
- Size #3: Door width of 950 mm & weight of 60kg
- Size #4: Door width of 1100 mm & weight of 80kg
- Fire Rated AS1905, AS1530
- Tested & certified to BS EN 1154:1997



Art. **SGDC160-S**

### '165 Series' DOOR CLOSER - Rack & Pinion - (2-6)



**PRODUCT SPECIFICATION:**

- SGDC165-S Door Closer
- Rack & Pinion operation
- Non-handed
- Comes with Standard arm
- Parallel Arm Bracket
- Mounting hardware
- Simple to read installation instructions
- \*\* Hold open arm - Optional Accessory\*\*
- Closing range 180° - 15°
- Latching speed range 15° - 0°
- Suitable for door sizes 2-6
- Size #2: Door width of 850 mm & weight of 40kg
- Size #3: Door width of 950 mm & weight of 60kg
- Size #4: Door width of 1100 mm & weight of 80kg
- Size #5: Door width of 1250 mm & weight of 100kg
- Size #6: Door width of 1400 mm & weight of 120kg
- Fire Rated AS1905, As1530
- Tested & certified to BS EN 1154:1997

Art. **SGDC165-S**



### '190 Series' DOOR CLOSER - Cam Action - PULL (1-4)



**PRODUCT SPECIFICATION:**

- SGDC190-S Door Closer
- Cam Action
- B-Type - Pull side of the door fixing & Push side transom fixing
- G-Type - Push side of the door fixing & Pull side transom fixing
- \*\*Optional Hold open insert\*\*
- Mounting hardware
- Simple to read installation instructions
- Closing range 180° - 15°
- Latching speed range 15° - 0°
- Suitable for door sizes 1-4
- Size #2: Door width of 850 mm & weight of 40kg
- Size #3: Door width of 950 mm & weight of 60kg
- Size #4: Door width of 1100 mm & weight of 80kg
- Fire Rated AS1905, As1530
- Tested & certified to BS EN 1154:1997

Art. **SGDC190-S-B**  
(PULL)

Art. **SGDC190-S-G**  
(PUSH)



### '195 Series' DOOR CLOSER - Cam Action - PULL (1-5)



**PRODUCT SPECIFICATION:**

- SGDC195-S Door Closer
- Cam Action
- B-Type - Pull side of the door fixing & Push side transom fixing
- G-Type - Push side of the door fixing & Pull side transom fixing
- \*\*Optional Hold open insert\*\*
- Mounting hardware
- Simple to read installation instructions
- Closing range 180° - 15°
- Latching speed range 15° - 0°
- Suitable for door sizes 1-5
- Size #2: Door width of 850 mm & weight of 40kg
- Size #3: Door width of 950 mm & weight of 60kg
- Size #4: Door width of 1100 mm & weight of 80kg
- Size #5: Door width of 1100 mm & weight of 100kg
- 5 year warranty
- Fire Rated AS1905, As1530
- Tested & certified to BS EN 1154:1997

Art. **SGDC195-S-B**  
(PULL)

Art. **SGDC195-S-G**  
(PUSH)

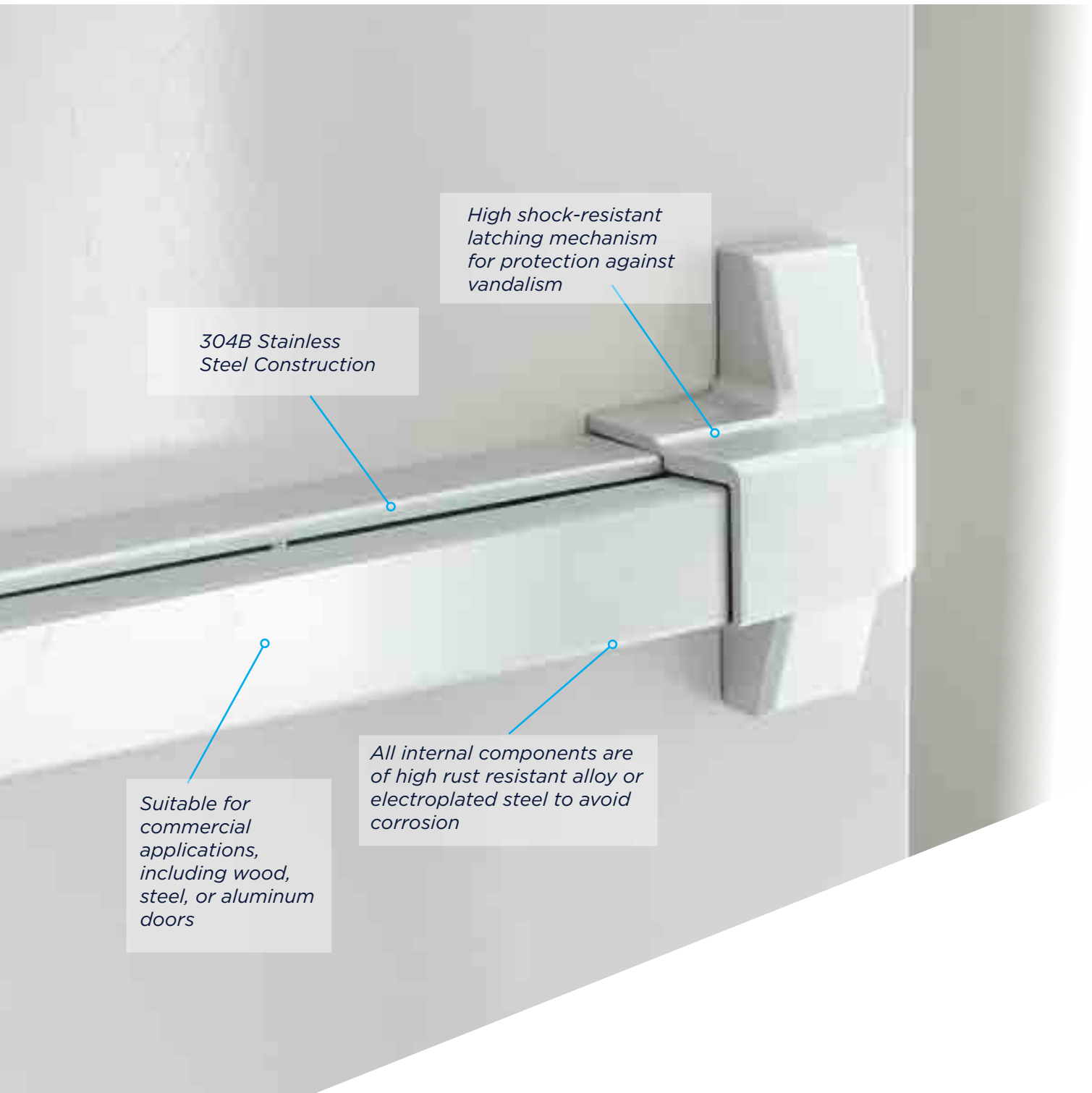




# PANIC BARS



*'Available in rim & vertical types to suit a wide variety of applications & configurations'*



*304B Stainless Steel Construction*

*High shock-resistant latching mechanism for protection against vandalism*

*Suitable for commercial applications, including wood, steel, or aluminum doors*

*All internal components are of high rust resistant alloy or electroplated steel to avoid corrosion*

# DOUBLE DOOR PANIC EXIT KITS



## Panic Exit DOUBLE DOOR KITS 'STANDARD' Door sizes

### PRODUCT SPECIFICATION:

- Complies with BS EN1125
- Surface mount installation
- 304B Stainless steel construction
- High Shock resistant latching mechanism
- All inside components are of high rust resistant alloy & heavily electroplated steel to avoid corrosion
- NON Handed
- Alternative external access options available
- Compatible with 201 "Round" Cylinder for exterior access
- Latch automatically dead latches when door is closed
- Single Point Panic Bar - width 820 mm
- Double Point Panic Bar - width 900 mm
- Suits standard door size (820 mm) can be cut down up to 170 mm to suit smaller doors
- Dogging - hold back function with Allen key slot in internal push bar ( Non - Fire rated model only)



### KIT INCLUDES:

- Single Point Panic Bar
- Double Point Panic Bar
- Overlapping strike

## STANDARD DOOR SIZE KITS

Art ID.	Description	Price
SGPD250-DDKIT	Panic Exit DOUBLE DOOR KIT - Standard Door sizes - w/ Hold Back Function - Inc. 2 x Panic Bars & 1 x Overlapping Strike	CFP
SGPD250-F-DDKIT	'FIRE RATED' Panic Exit DOUBLE DOOR KIT - Standard Door Sizes - Inc. 2 x Panic Bars & 1 x O/Lap. Strike	CFP

## Panic Exit DOUBLE DOOR KITS 'WIDE' Door sizes

### PRODUCT SPECIFICATION:

- Complies with BS EN1125
- Surface mount installation
- 304B Stainless steel construction
- High Shock resistant latching mechanism
- All inside components are of high rust resistant alloy & heavily electroplated steel to avoid corrosion
- NON Handed
- Alternative external access options available
- Compatible with 201 "Round" Cylinder for exterior access
- Latch automatically dead latches when door is closed
- Single & Double Point Panic Bar - width 1120 mm
- Suits standard door size (1120 mm) can be cut down up to 170 mm to suit smaller doors
- Dogging - hold back function with Allen key slot in internal push bar ( Non - Fire rated model only)



### KIT INCLUDES:

- Single Point Panic Bar
- Double Point Panic Bar
- Overlapping strike



## WIDE DOOR SIZE KITS

Art ID.	Description	Price
SGPD250-WD-DDKIT	Panic Exit DOUBLE DOOR KIT - Wide Door sizes - w/ Hold Back Function - Inc. 2 x Panic Bars & 1 x Overlapping Strike	CFP
SGPD250-WD-F-DDKIT	'FIRE RATED' Panic Exit DOUBLE DOOR KIT - Wide Door Sizes - Inc. 2 x Panic Bars & 1 x O/Lap. Strike	CFP



# REKEYABLE PADLOCKS



## '500 Series' 40mm PADLOCK - S/STEEL SHACKLE (KD)

### PRODUCT DESCRIPTION

- 500-40-KD 40mm Padlock
- 40mm Solid brass body
- Keyed to differ
- 6.35mm Stainless steel - Quick change shackle
- Re-Keyable 6 pin cylinder
- Suits Inline restricted key systems
- Can be made from key release to key retain



Art. **500/40-KD**



## '500 Series' 45mm PADLOCK - BORON SHACKLE (KD)

### PRODUCT DESCRIPTION

- 500-45-KD 45mm Padlock
- 45mm Solid brass body
- Keyed to differ
- 8mm Boron - Quick change shackle
- Re-Keyable C4 6 pin cylinder
- Suitable for restricted key systems
- Can be made from key release to key retain



Weather Covers Available



Art. **500/45-KD**



## '500 Series' 50mm PADLOCK - BORON SHACKLE (KD)

### PRODUCT DESCRIPTION

- 500-50-KD 50mm Padlock
- 50mm Solid brass body(Nickle plated)
- Keyed to Differ
- 9mm Boron - Quick change shackle
- Re-Keyable C4 6 pin cylinder
- Suitable for restricted key systems
- Can be made from key release to key retain



Art. **500/50-KD**



## '500 Series' 55mm PADLOCK - BORON SHACKLE (KD)

### PRODUCT DESCRIPTION

- 500-55-KD 55mm Padlock
- 55mm Solid brass body (Chrome plated)
- Keyed to differ
- 10mm Boron - Quick change shackle
- Re-Keyable C4 6 pin cylinder
- Suitable for restricted key systems
- Can be made from key release to key retain



Art. **500/55-KD**



## '500 Series' Padlock CYLINDER CAM - Suits Bilock & EVVA Rest. Cyls (Pkt 20)

### PRODUCT DESCRIPTION

- LOCKTON Art. 500.CAM-BE Padlock Cylinder Cams. Designed to convert BILOCK and EVVA Padlock Cylinders to suit the LOCKTON Padlock Range.

### PRODUCT SPECIFICATION

- Packet Qty.: 20
- Padlock Cyl. Compatibility: Bilock & EVVA
- Material: Brass

Art. **500.CAM-BE**

### 40mm Padlock Shackles

Stainless Steel



Shackle Size/ Clearance	.Stainless Steel Art ID.	Shackle Diameter
27 mm	LT-500-40.27-SS	6.35mm
50 mm	LT-500-40.50-SS	6.35mm
75 mm	LT-500-40.75-SS	6.35mm

### 45mm Padlock Shackles

Stainless Steel



Boron Alloy



Brass



Shackle Size/ Clearance	Stainless Steel Art ID.	Boron Alloy Art ID.	Brass Art ID.	Shackle Diameter
27 mm	LT-500-45.27-SS	LT-500-45.27	LT-500-45.27-BR	8mm
38 mm	LT-500-45.38-SS	LT-500-45.38	LT-500-45.38-BR	8mm
50 mm	LT-500-45.50-SS	LT-500-45.50	LT-500-45.50-BR	8mm
75 mm	LT-500-45.75-SS	LT-500-45.75	LT-500-45.75-BR	8mm
90 mm	LT-500-45.90-SS	LT-500-45.90	LT-500-45.90-BR	8mm

### 50mm Padlock Shackles

Stainless Steel



Boron Alloy



Shackle Size/ Clearance	Stainless Steel Art ID.	Boron Alloy Art ID.	Shackle Diameter
30 mm	LT-500-50.30-SS	LT-500-50.30	9mm
50 mm	LT-500-50.50-SS	LT-500-50.50	9mm
75 mm	LT-500-50.75-SS	LT-500-50.75	9mm
90 mm	LT-500-50.90-SS	LT-500-50.90	9mm

### 55mm Padlock Shackles

Stainless Steel



Boron Alloy



Shackle Size/ Clearance	Stainless Steel Art ID.	Boron Alloy Art ID.	Shackle Diameter
27 mm	LT-500-55.27-SS	LT-500-55.27	10mm
50 mm	LT-500-55.50-SS	LT-500-55.50	10mm
75 mm	LT-500-55.75-SS	LT-500-55.75	10mm



## LOCK CYLINDER (570) OVAL Art ID: 410-SC

### PRODUCT DESCRIPTION

LOCKTON 410-SC, 570 Oval cylinders are a commercial grade 6-pin solid brass cylinder, suitable for locks requiring an Australian oval cylinder.

### PRODUCT SPECIFICATION

- Made of Solid Brass
- Satin Chrome Finish
- C4 6-Pin with 2 x Keys (Keyed Versions)
- Available in KA (Keyed Alike), KD (Keyed to Differ) or ALB (Less Barrel, Top Loaded ready for a Restricted Barrel)
- Suitable for Restricted Inline Key Systems
- Comes with Z,X,W & "Rabbit ear" Cams
- Custom Laser Etching available



Art.	Type
410-SC-KD	KD (keyed differ)
410-SC-KD-M4	KD (keyed differ) M4 Thread
410-SC-KA1	KA1 (keyed alike 1)
410-SC-KA1-M4	KA1 (keyed alike 1) M4 Thread
410-SC-KA2	KA2 (keyed alike 2)
410-SC-KA3	KA3 (keyed alike 3)
410-SC-ALB	ALB (all less barrel)
410-SC-ALB-M4	ALB (all less barrel) M4 Thread
410-SC-TURN	TURN (turn snib)

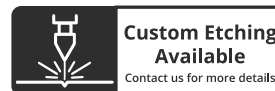
## LOCK CYLINDER (201) ROUND Art ID: 420-SC

### PRODUCT DESCRIPTION

LOCKTON 420-SC, 201 Round cylinders are a commercial grade 6-Pin solid brass cylinder, suitable for locks requiring an Australian 201 Cylinder

### PRODUCT SPECIFICATION

- Made of Solid Brass
- Satin Chrome Finish
- C4 6-Pin with 2 x Keys (Keyed Versions)
- Available in KA (Keyed Alike), KD (Keyed to Differ) or ALB (Less Barrel, Top Loaded ready for a Restricted Barrel)
- Suitable for Restricted Inline Key Systems
- Supplied with a Large Solid Brass Cylinder Rose
- Custom Laser Etching Available



Art.	Type
420-SC-KD	KD (keyed differ)
420-SC-KA1	KA1 (keyed alike 1)
420-SC-KA2	KA2 (keyed alike 2)
420-SC-KA3	KA3 (keyed alike 3)
420-SC-ALB	ALB (all less barrel)



## LOCK CYLINDER (570) OVAL - BLACK Art ID: 410-BLK

### PRODUCT DESCRIPTION

LOCKTON 410-BLK, 570 Oval cylinders are a commercial grade 6-pin solid brass cylinder, suitable for locks requiring an Australian oval cylinder.

### PRODUCT SPECIFICATION

- Made of Solid Brass
  - Matte Black Finish
  - C4 6-Pin with 2 x Keys (Keyed Versions)
  - Available in KA (Keyed Alike) or KD (Keyed to Differ)
- Comes with Z,X,W & "Rabbit ear" Cams
- Custom Laser Etching available



Art.	Type
410-BLK-KD	KD (keyed differ)
410-BLK-KA1	KA1 (keyed alike 1)

## LOCK CYLINDER (201) ROUND - BLACK Art ID: 420-BLK

### PRODUCT DESCRIPTION

LOCKTON 420-BLK, 201 Round cylinders are a commercial grade 6-Pin solid brass cylinder, suitable for locks requiring an Australian 201 Cylinder

### PRODUCT SPECIFICATION

- Made of Solid Brass
- Matte Black Finish
- C4 6-Pin with 2 x Keys (Keyed Versions)
- KD (Keyed to Differ)
- Supplied with a Large Solid Brass Cylinder Rose
- Custom Laser Etching Available



Art.	Type
420-BLK-KD	KD (keyed differ)

## LOCK CYLINDER (570) OVAL - CHROME PLATED Art ID: 410-CP

### PRODUCT DESCRIPTION

LOCKTON 410-CP, 570 Oval cylinders are a commercial grade 6-pin solid brass cylinder, suitable for locks requiring an Australian oval cylinder.

### PRODUCT SPECIFICATION

- Made of Solid Brass
- Chrome Plate Finish
- C4 6-Pin with 2 x Keys (Keyed Versions)
- Available in KA (Keyed Alike), KD (Keyed to Differ) or ALB (Less Barrel, Top Loaded ready for a Restricted Barrel)
- Suitable for Restricted Inline Key Systems
- Comes with Z,X,W & "Rabbit ear" Cams
- Custom Laser Etching available



Art.	Type
410-CP-KD	KD (keyed differ)
410-CP-KA1	KA1 (keyed alike 1)
410-CP-ALB	ALB (all less barrel)

## LOCK CYLINDER (201) ROUND - CHROME PLATED Art ID: 420-CP

### PRODUCT DESCRIPTION

LOCKTON 420-CP, 201 Round cylinders are a commercial grade 6-Pin solid brass cylinder, suitable for locks requiring an Australian 201 Cylinder

### PRODUCT SPECIFICATION

- Made of Solid Brass
- Chrome Plate Finish
- C4 6-Pin with 2 x Keys (Keyed Versions)
- Available in KA (Keyed Alike), KD (Keyed to Differ) or ALB (Less Barrel, Top loaded ready for a Restricted Barrel)
- Suitable for Restricted Inline Key Systems
- Supplied with a Large Solid Brass Cylinder Rose
- Custom Laser Etching Available



Art.	Type
420-CP-KD	KD (keyed differ)
420-CP-KA1	KA1 (keyed alike 1)
420-CP-ALB	ALB (all less barrel)

## LOCK CYLINDER (570) OVAL- POLISHED BRASS Art ID: 410-PB

### PRODUCT DESCRIPTION

LOCKTON 410-PB, 570 Oval cylinders are a commercial grade 6-pin solid brass cylinder, suitable for locks requiring an Australian oval cylinder.

### PRODUCT SPECIFICATION

- Made of Solid Brass
- Polished Brass Finish
- C4 6-Pin with 2 x Keys (Keyed Versions)
- Available in KA (Keyed Differ), KA1 (Keyed Alike)
- Comes with Z,X,W & "Rabbit ear" Cams
- Custom Laser Etching available



Art.	Type
410-PB-KD	KD (keyed differ)
410-PB-KA1	KA1 (keyed alike 1)

## LOCK CYLINDER (201) ROUND - POLISHED BRASS Art ID: 420-PB

### PRODUCT DESCRIPTION

LOCKTON 420-PB, 201 Round cylinders are a commercial grade 6-Pin solid brass cylinder, suitable for locks requiring an Australian 201 Cylinder

### PRODUCT SPECIFICATION

- Made of Solid Brass
- Polished Brass Finish
- C4 6-Pin with 2 x Keys (Keyed Versions)
- Available in KD (Keyed to Differ)
- Supplied with a Large Solid Brass Cylinder Rose
- Custom Laser Etching Available



Art.	Type
420-PB-KD	KD (keyed differ)

## Spare BLANK BARREL No Key Broaching Suits Art. 410-SC Art ID: 410-SC-BLANK



Art.	Type
410-SC-BLANK	Blank Barrel

## Spare BARREL Lock Cylinder Suits Art. 410-SC Art ID: 410-SC-BRL



Art.	Type
410-SC-BRL	Spare Barrel

## Spare 570 Oval CAM Suits Art. 410 Art ID: 410-SC-CAM



Art.	Type
410-SC-CAM	Spare 570 cams

**LOCK CYLINDER - 530 CYLINDER**  
**Art ID: 430-SC**

**PRODUCT DESCRIPTION**

LOCKTON 430-SC, 530 cylinders are a commercial grade 6pin solid brass cylinder, Suitable for locks requiring an Australian 530 Cylinder

**PRODUCT SPECIFICATION**

- Made of Solid Brass
- Satin chrome finish
- C4 6 pin with 2 x keys (Keyed Versions)
- Available in KA (key alike) or ALB (Less barrel top loaded ready for a restricted barrel)
- Suitable for restricted inline key systems



Art.	Type
430-SC-KA1	KA1 (keyed alike 1)
430-SC-ALB	ALB (all less barrel)

**LOCK CYLINDER - PD CYLINDER**  
**Art ID: 440-1-SC**

**PRODUCT DESCRIPTION**

LOCKTON 440-1-SC cylinders are a commercial grade 6pin solid brass cylinder, Suitable for locks requiring a Commercial PD-8221 Cylinder

**PRODUCT SPECIFICATION**

- Made of Solid Brass
- Satin chrome finish
- C4 6 pin with 2 x keys (Keyed Versions)
- Available in KA (key alike) or ALB (Less barrel top loaded ready for a restricted barrel)
- Suitable for restricted inline key systems



Art.	Type
440-1-SC-KA1	KA1 (keyed alike 1)
440-1-SC-ALB	ALB (all less barrel)

**LOCK CYLINDER - TE2 PD CYLINDER**  
**Art ID: 440-2-CP-KA1**

**PRODUCT DESCRIPTION**

LOCKTON 440-2-CP cylinders are a commercial grade 5pin solid brass cylinder, Suitable for locks requiring a Commercial PD-8221 Cylinder on the popular TE2 Keyway

**PRODUCT SPECIFICATION**

- Made of Solid Brass
- Satin chrome finish
- TE2 5 pin with 2 x keys
- Available in KA (key alike)



Art.	Type
440-2-CP-KA1	KA1 (keyed alike 1)

**LOCK CYLINDER - DOUBLE EURO LAZY - 5-Pin**  
**Art ID: 495-3-CP**

**PRODUCT DESCRIPTION**

LOCKTON 495-3-CP, EURO Screen door cylinders are a 5pin C4 cylinder, Suitable for use in screen door locks that require a EURO Floating cam cylinder. Easy to RE-KEY with removable top cap.

**PRODUCT SPECIFICATION**

- Chrome Plate finish
- C4 5pin with 2 x keys
- Available in KA (key alike) or KD (Keyed to Differ)
- Quick Re-Key cylinder
- Suitable for screen door locks



Art.	Type
495-3-CP-KD	KD (keyed differ)
495-3-CP-KA1	KA1 (keyed alike 1)
495-3-CP-KA2	KA2 (keyed alike 2)

**DOUBLE EURO LAZY 5-Pin**  
**BOX of 10 LOCK CYLINDERS**  
**Art ID: 495-3-CP-KAR**

**PRODUCT DESCRIPTION**

LOCKTON 495-3-CP, EURO Screen door cylinders are a 5pin C4 cylinder, Suitable for use in screen door locks that require a EURO Floating cam cylinder. Easy to RE-KEY with removable top cap.

**PRODUCT SPECIFICATION**

- Chrome Plate finish
- C4 5pin with 2 x keys
- KA-R (Keyed Alike random groups of 10)
- Quick Re-Key cylinder
- Suitable for screen door locks

**x10**  
**KA-R**



**LOCK CYLINDER - DOUBLE EURO FIXED - 5-Pin**  
**Art ID: 495-1-CP**

**PRODUCT DESCRIPTION**

LOCKTON 495-1-CP, EURO cylinders are a 5pin C4 cylinder, Suitable for use in locks that require a EURO fixed cam cylinder. Easy to RE-KEY with removable top cap.

**PRODUCT SPECIFICATION**

- Chrome Plate or Satin chrome finish
- C4 5pin with 2 x keys
- Available in KA (key alike) or KD (Keyed to Differ)
- Quick Re-Key cylinder



Art.	Type
495-1-CP-KD	KD (keyed differ)
495-1-CP-KA1	KA1 (keyed alike 1)
495-1-SC-KD	KD (keyed differ)

## LOCK CYLINDER - TRILOCK Art ID: 490-TRI-CP

### PRODUCT DESCRIPTION

LOCKTON 490-TRI, Tri-Lock cylinders are a 6pin C4 cylinder, Suitable for use in (Tri-Locks) when wanting to give the end user the convenience of 1 x C4 key to operate Numerous locks.

### PRODUCT SPECIFICATION

- Chrome Plate finish
- C4 6pin with 2 x keys
- Available in KA (key alike) or KD (Keyed to Differ)



Art.	Type
490-TRI-CP-KD	KD (keyed differ)
490-TRI-CP-KA1	KA1 (keyed alike 1)
490-TRI-CP-KA2	KA2 (keyed alike 2)

## LOCK CYLINDER - DBL EURO FIXED - 6-Pin Art ID: 496-1-CP

### PRODUCT DESCRIPTION

LOCKTON 496-1-CP, EURO cylinders are a 6pin C4 cylinder, Suitable for use in locks that require a FIXED cam euro cylinder. Easy to RE-KEY with removable top cap.

### PRODUCT SPECIFICATION

- Chrome Plate finish
- C4 6pin with 2 x keys (Keyed Versions)
- Available in KA (key alike) or KD (Keyed to Differ) or ALB (Less Barrel)
- Quick Re-Key cylinder
- Suitable for restricted key systems
- Fixed Cam



Art.	Type
496-1-CP-KD	KD (keyed differ)
496-1-CP-KA1	KA1 (keyed alike 1)
496-1-CP-ALB	ALB (all less barrel)

## LOCK CYLINDER - SINGLE EURO FIXED - 6-Pin Art ID: 496-2-CP

### PRODUCT DESCRIPTION

LOCKTON 496-2-CP, Half EURO cylinders are a 6pin C4 cylinder, Suitable for use in locks that require a FIXED cam half euro cylinder. Easy to RE-KEY with removable top cap.

### PRODUCT SPECIFICATION

- Chrome Plate finish
- C4 6pin with 2 x keys (Keyed Versions)
- Available in KA (key alike) or KD (Keyed to Differ) or ALB (Less Barrel)
- Suitable for restricted key systems
- Fixed Cam



Art.	Type
496-2-CP-KD	KD (keyed differ)
496-2-CP-KA1	KA1 (keyed alike 1)
496-2-CP-ALB	ALB (all less barrel)

## LOCK CYLINDER - DBL EURO LAZY - 6-Pin Art ID: 496-3-CP

### PRODUCT DESCRIPTION

LOCKTON 496-3-CP, EURO Screen door cylinders are a 6pin C4 cylinder, Suitable for use in screen door locks that require a EURO Floating cam cylinder. Easy to RE-KEY with removable top cap.

### PRODUCT SPECIFICATION

- Chrome Plate finish
- C4 6pin with 2 x keys (Keyed Versions)
- Available in KA (key alike) or ALB (Less Barrel)
- Quick Re-Key cylinder
- Suitable for screen door locks
- Suitable for restricted



Art.	Type
496-3-CP-KA1	KA1 (keyed alike 1)
496-3-CP-ALB	ALB (all less barrel)

## LOCK CYLINDER - HALF EURO FIXED - 6-Pin Art ID: 496-5-SC-KA1

### PRODUCT DESCRIPTION

LOCKTON 496-5-SC, Half EURO fixed cam cylinders are a 6pin C4 cylinder, Suitable for use in fixed cam locks that require a Half EURO Fixed cam cylinder.

### PRODUCT SPECIFICATION

- Satin Chrome finish
- C4 6pin with 2 x keys
- Available in KA (key alike)
- Quick Re-Key cylinder
- Suitable for restricted



Art.	Type
496-5-SC-KA1	KA1 (keyed alike 1)
496-5-SC-KD	KD (keyed differ)

## LOCK CYLINDER JIG - Suit LOCKTON EURO Cylinders Art ID: 496-JIG

### PRODUCT DESCRIPTION

LOCKTON "496-JIG" is made to suit the LOCKTON range of LOCKTON EURO cylinders like the 496-1-CP-ALB fixed cam euro cyls less barrel top loaded.

The Jig allows you to remove the barrel & or plastic sleeve to allow you to swap over barrels or insert a restricted barrel, without dropping all of the top springs and pins.

### PRODUCT SPECIFICATION

- Made of plastic
- Accepts the range of LOCKTON euro cylinders



Art.	Type
496-JIG	EURO CYLINDER JIG





# Smart Door Lock

Art. **ELEV64**



Fingerprint



Digital Password



APP



Key



Remote Authorization



Smart Alarm



Battery Powered



Emergency Power Supply



Powerful CPU



Easy Installation

## LOCKTON 'E-Series' SMART DOOR LOCK - ELEV64



### PRODUCT DESCRIPTION



**BLACK** Art. **ELEV64-BLK**

LOCKTON 'E-Series' Smart Door Lock supports:

- Fingerprints
- Digital PIN Codes
- Mobile App functionality
- Suitable for Domestic and Office applications
- Retrofits most residential and commercial Knobsets and Leversets
- Optional G2 Gateway accessory allows for Remote access and control of lock via WiFi



**SILVER** Art. **ELEV64-SIL**

### PRODUCT SPECIFICATION

- Finish: Black or Silver
- Suitable door thickness: 35 - 50 mm
- Adjustable 60/70 mm Backset Latch
- Power Supply: 4 x AAA Alkaline Batteries
- Battery Life: Approx. 10,000 openings
- Safe Working Temperature: -20 to 50 Degrees Celsius





## ELEV64 - GATEWAY OPTIONS

Gateways extends the functionality of your E-Series locks by giving the administrator Control to access remotely, from anywhere in the world!

### LOCKTON 'E-Series' BRIDGE - Gateway



#### PRODUCT DESCRIPTION

Optional Gateway designed to suit LOCKTON ELEV64 Smartlock. The GATE enables communication with your Smartlock, allowing you to Change PIN Codes, Add Fingerprints, Create Temporary PIN Codes, Review Audit Trails and other management tasks from anywhere with an Internet connection via the TT Lock App. Purpose built for installation in commercial environments or where a strong Wifi connection can't be achieved.



Art ID. G2-GATE Art ID. G3-GATE

#### PRODUCT SPECIFICATION

- Dimensions: 70 x 70 x 26 mm
- Network (G3-Gate): RJ45 (Ethernet)
- Network (G2-GATE): WiFi 2.4G
- Power Interface: Type-C USB
- Power Input: DC 5V/500 mA

#### INCLUDED:



USB Charger Block

USB-C Power Cable



Art. ES-PKG-ELEV64

### ELEV64 DEALER PACKAGE - Display Stand & 4 x ELEV64 Smart Locks & G2-GATE

#### PRODUCT DESCRIPTION

The LOCKTON 'E-Series' ELEV64 DEALER PACKAGE.

#### Package contains

- 1 x LOCKTON 'E-Series' ELEV64 Dealer Display Stand (with fully functioning ELEV64 Smart Door Lock)
- 2 x Art. ELEV64-SIL 'E-Series' Smart Door Lock (Silver)
- 2 x Art. ELEV64-BLK 'E-Series' Smart Door Lock (Black)
- 1 x Art. G2-GATE 'E-Series' G2 Gateway for connecting ELEV64 to WiFi Network

#### PRODUCT SPECIFICATION

- Package Size: 6 Piece (as specified above)

Scan to see the  
ELEV64 DISPLAY  
STAND



Art. PS-REC-TNC-SS

Art. PS-REC-TNC-BLK

### LOCKTON - SCAR PLATE (RECTANGLE 225x69mm) - CUT-OUT: Round 54 mm Dia.

#### PRODUCT DESCRIPTION

This LOCKTON Scar Plate is designed to patch and cover up drill holes and installation points on a variety of domestic entry locksets (see compatibility below).

This plate is also designed to retrofit the LOCKTON Art. ELEV64 to provide a neat and well presented installation.

#### PRODUCT SPECIFICATION

- Dimensions (L X W X T): 225 x 69 x 1.2 mm
- Hole Cut-out Diameter: 54 mm
- Pack Quantity: 1 x Plate
- Compatibility: Gainsborough Trilock, Lockwood Nexion and Lane Corvan

### LOCKTON - SCAR PLATE (ROUND 75mm Dia.) - CUT-OUT: Round 54 mm Dia.



Art. PS-RND-75-SS

Art. PS-RND-75-SS-BLK

#### PRODUCT DESCRIPTION

This LOCKTON Scar Plate is designed to patch and cover-up drill holes and installation points of most domestic/commercial knobsets and leversets.

This plate is also designed to retrofit the LOCKTON Art. ELEV64 to provide a neat and well presented installation.

- PRODUCT SPECIFICATION
- Plate Diameter: 75 mm
- Thickness: 1.2 mm
- Hole Cut-Out Diameter: 54 mm
- Pack Quantity: 1 x Plate

### LOCKTON - SCAR PLATE (ROUND 85mm Dia.) - CUT-OUT: Round 54 mm Dia.



Art. PS-RND-85-SS

Art. PS-RND-85-SS-BLK

#### PRODUCT DESCRIPTION

This LOCKTON Scar Plate is designed to patch and cover-up drill holes and installation points of most domestic/commercial knobsets and leversets.

This plate is also designed to retrofit the LOCKTON Art. ELEV64 to provide a neat and well presented installation.

#### PRODUCT SPECIFICATION

- Plate Diameter: 85 mm
- Thickness: 1.2 mm
- Hole Cut-out Diameter: 54 mm
- Pack Quantity: 1 x Plate



**LOCKTON**  
ESSENTIALS

## Hinged Security Screen Doors

The LOCKTON Art. SGHI Hinged Screen Door locks are a great alternative to many other screen door locks on the market and will retro fit existing locks like the MKII. It is a high quality product that comes with all fixing components.



**10 YEAR WARRANTY**  
EVERYDAY LOW PRICE!

Art ID. SGHI-BL



**10 YEAR WARRANTY**  
EVERYDAY LOW PRICE!

Art ID. SGHI-PR



**10 YEAR WARRANTY**  
EVERYDAY LOW PRICE!

Art ID. SGHI-BR

## Security Door Closers



**10 YEAR WARRANTY**  
EVERYDAY LOW PRICE!

Art ID. SGHI-WH



Easy  
Push Catch



Black	White	Primrose
Art. ID SGDC-600-BLK	Art. ID SGDC-600-WHT	Art. ID SGDC-600-PRM

**'Premium' Door Closer**  
EVERYDAY LOW PRICE!



Traditional  
Hold-open & Release



Black	White	Primrose
Art. ID SGDC-610-BLK	Art. ID SGDC-610-WHT	Art. ID SGDC-610-PRM

**'Traditional' Door Closer**  
EVERYDAY LOW PRICE!

## Sliding Security Screen Doors

**EVERYDAY LOW PRICE!**

The LOCKTON Art. SGSL Sliding Security Screen Door locks are a great alternative to many other screen door locks on the market and will retro fit existing similar style locks. It is a high quality product that comes with all fixing components.



**10 YEAR WARRANTY**  
EVERYDAY LOW PRICE!

Art ID. SGSL-BL



**10 YEAR WARRANTY**  
EVERYDAY LOW PRICE!

Art ID. SGSL-PR



**10 YEAR WARRANTY**  
EVERYDAY LOW PRICE!

Art ID. SGHI-WH

## Security Screen Door Cylinders

**BOX of 10 - LOCK CYLINDERS - DBL EURO LAZY 5-Pin KAR (KA RANDOM)**  
EVERYDAY LOW PRICE!

### PRODUCT SPECIFICATION

- Chrome Plate finish
- Configuration: KAR (Keyed Alike Random)
- C4 5pin with 2 x keys
- Cylinder Profile: C4 (LW4)
- Also available in KA (Keyed Alike) or KD (Keyed to Differ)
- Quick Re-Key cylinder
- Suitable for screen door locks
- Cylinder Length: 62 mm
- Barrel Length: 31 mm

Art ID. 495-3-CP-KAR







## Digital Lock

Art. **MDL2100**



Easy Installation



No Batteries Required



Left or Right Handed Door



Press Button Code



Easy Combination Change



8000 Code Combinations



Holdback Option (Lock Latch Open)

### LOCKTON 'Essentials' MECHANICAL DIGITAL LOCK - with Hold Back Function

#### PRODUCT DESCRIPTION



Art ID. MDL2100

- LOCKTON 'Essentials' Mechanical Digital Lock designed for access control in Domestic and low traffic Commercial spaces.
- Designed to retrofit over most existing Digital Locks on the market
- Suitable for left and right handed doors.
- Ease of installation with no batteries required.
- Code change is quick and easy to achieve
- Simple and ergonomic push button design.
- Internal lever set to always open for ease of egress.
- Holdback function allows the latch to be held in the open position if required for ease of egress.
- Comes supplied with 60 mm backset Deadlatch.
- Optional 70 mm backset Deadlatches also available.

#### PRODUCT SPECIFICATION

- Finish: Satin Chrome
- Suits Door Thickness: 35 - 50 mm
- Number of Code Combinations: 8,000



# KEY TAGS

## Key Tag Containers



Art ID. KTID5-D140

### KEY TAG BARREL - 140 KEY TAGS

#### PRODUCT DESCRIPTION

- Round & Clear Plastic Barrel
- 140 x Key Tags Assorted Colours

#### PRODUCT SPECIFICATION:

- KEY TAG = 54 mm x 28 mm
- SPLIT RING = 25 mm Diameter
- 20 x White
- 20 x Blue
- 20 x Yellow
- 20 x Green
- 20 x Orange
- 20 x Purple

## Key Tag Refills

### KEY TAGS INDIVIDUAL COLOUR - Pkt of 20



#### PRODUCT DESCRIPTION

- See-Through Coloured Plastic
- Individual colour
- Packet of 20



#### PRODUCT SPECIFICATION:

- KEY TAG = 54 mm x 28 mm
- SPLIT RING = 25 mm Diameter

Blue	Green	Orange	Purple
Art. KTID5-BL	Art. KTID5-GN	Art. KTID5-OR	Art. KTID5-PU
Red	Yellow	White	
Art. KTID5-RD	Art. KTID5-YE	Art. KTID5-WH	



Art ID. KTID5-D175

### KEY TAG JAR - 175 KEY TAGS

#### PRODUCT DESCRIPTION

- Cylindrical & Clear Plastic Jar
- 175 x Key Tags Assorted Colours

#### PRODUCT SPECIFICATION:

- KEY TAG = 54 mm x 28 mm
- SPLIT RING = 25 mm Diameter
- 25 x White
- 25 x Blue
- 25 x Yellow
- 25 x Green
- 25 x Orange
- 25 x Purple
- 25 x Red



Art ID. KTID5-RF70

### KEY TAG REFILL - Asst. Colours - 70 KEY TAGS

#### PRODUCT DESCRIPTION

- Refill Pack for LOCKTON Key Tag Displays
- 70 x Key Tags Assorted Colours

#### PRODUCT SPECIFICATION:

- KEY TAG = 54 mm x 28 mm
- SPLIT RING = 25 mm Diameter
- 10 x White
- 10 x Blue
- 10 x Yellow
- 10 x Green
- 10 x Orange
- 10 x Purple
- 10 x Red



Art ID. KTID5-D420

### KEY TAG HOPPER \*PERSPEX\* - 420 KEY TAGS

#### PRODUCT DESCRIPTION

- Large Clear Perspex Hopper
- Hopper Dimensions (H x D x W) : 310 x 180 x 200 mm
- Eye Catching Display
- Hopper Holds 210 Tags
- Supplied with 420 Tags Total

#### PRODUCT SPECIFICATION:

- KEY TAG = 54 mm x 28 mm
- SPLIT RING = 25 mm Diameter
- 60 x White
- 60 x Blue
- 60 x Yellow
- 60 x Green
- 60 x Orange
- 60 x Purple
- 60 x Red



Art ID. KTID5-RF175

### KEY TAG REFILL - Asst. Colours - 175 KEY TAGS

#### PRODUCT DESCRIPTION

- Refill Pack for LOCKTON Key Tag Displays
- 175 x Key Tags Assorted Colours

#### PRODUCT SPECIFICATION:

- KEY TAG = 54 mm x 28 mm
- SPLIT RING = 25mm Diameter
- 25 x White
- 25 x Blue
- 25 x Yellow
- 25 x Green
- 25 x Orange
- 25 x Purple
- 25 x Red



>>>SGT is all about Solutions

Solutions to everyday problems  
that the modern locksmith faces.

Solutions that make getting the  
job done quicker & easier.

Solutions that work !

SCAN TO SEE THE  
>>>SGT RANGE ON

 [sglocks.com.au](http://sglocks.com.au) 





**XTOOL**  
AUSTRALIA



**ORIGINAL  
LISHI TOOLS**

李志勤

**Xhorse**

**KEYDIY**



**GARAGE  
& GATE  
REMOTES**

**AUTEL**

**Lockdecoders**





**NEW**

# X CUT

**AUTOMOTIVE KEY CUTTING MACHINE**  
VEHICLES, MOTORCYCLES, TRUCKS

**100+ VEHICLE BRANDS**

**1500+ MODELS**

**MILLION+ CODE SERIES DATA**



## KEY COMPATIBILITY



**EDGE KEYS**



**LASER KEYS**



**HALF KEYS**



**PLASTIC KEYS**



**ALUMINIUM KEYS**



**CRUCIFIX KEYS**

*\* With purchase of XCUT.007 Key vice*



**TIBBE KEYS**

*\* With purchase of XCUT.006 Key vice*

**ADJUSTABLE SCREEN ANGLE**  
7 inch auto lift touchscreen

**TECHNOLOGY**  
Dual processor  
with three positioning motors

**DUAL POWER OPTIONS**  
240v with back up Battery to cut 30 - 50 keys without external power

**MOUNTING BRACKETS**  
Ready for Quick installation in your shop or vehicle

**REMOVEABLE SWARF TRAY**

**QUICK RELEASE SAFETY COVER**  
Remove the safety cover for Quick access

**PRECISION**  
Precise positioning & cutting up to 0.01mm accuracy

**UNIVERSAL KEY VICE**  
4 Way Rotateable for Key vice for Laser & Edge Keys



**SOFTWARE**  
**LIFE LONG FREE UPDATES**

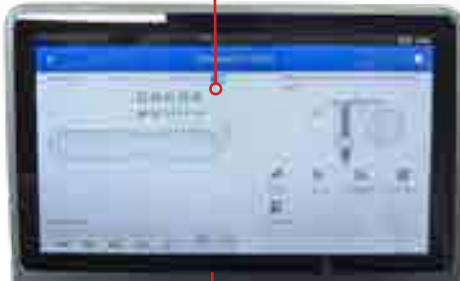
**HOMESCREEN**  
Super easy navigation & Intuitive function selection.



**TRACE DUPLICATION**  
Quickly trace any key without finding the correct key profile

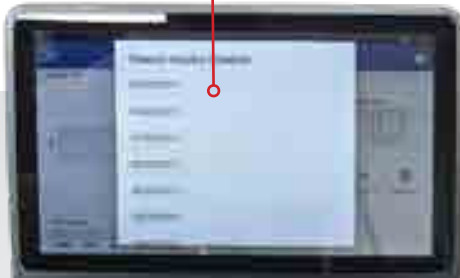
**CUT KEYS**  
Select by Manufacturer, Make, Model or by Key Profile.

- Input cuts
- Decode keys
- Cut by code
- Partial cuts code search




**CUSTOMISE KEY PROFILE**  
Create your own key profiles for Edge, External & Internal laser keys

**ALL KEYS LOST**  
Huge inbuilt key code database to search by key code



Art ID. XCUT  
**\$CFP**



**TECHNICAL SPECIFICATIONS**

Dimensions:	W 251 mm x D 421 mm x H 318 mm
Working Humidity:	10-90%
Working Temperature:	-5-40 degrees
Cutter Max. Speed:	12,000 RPM
Tablet Screen Resolution:	1024 x 600
Battery Capacity:	55.5 Wh
Minimum Power Consumption:	150 W
Adapter Voltage:	Input: 100~240V / Output: 26V DC
Weight:	17kg (Net.)
Support Wifi Updates:	Yes
Free Updates:	Yes
Removeable Safety Cover:	Yes
Adjustable screen angle:	Yes
Tibbe jaw:	Yes
Sx9 jaw:	Yes

**NEW**

**SGT**

# ELITE

# AUS



LOVE YOUR **XTOOL-ELITE?**

SICK OF **SHARING** YOUR MOST USED **KEY PROGRAMMER ?**

NOW YOU CAN HAVE ONE IN **EVERY VAN !**

### COMPACT

SMALLER FOOTPRINT & VAN BENCH FRIENDLY CARRY CASE



SIZE COMPARISON



ART ID. XT-ELITE-AUS



ART ID. XT-ELITE-IK-AUS

### POWERFUL

AS FEATURE RICH AND NEARLY AS POWERFUL AS ITS BIG BROTHER (ELITE-AUS)

### ECONOMICAL

56% SAVING OVER ELITE-AUS  
SAVING \$1700 MEANS  
YOU CAN HAVE AN  
ELITE-IK IN ALL YOUR VANS

**12 MONTHS UPDATES & SRS+ INCLUDED!**





# SGT XTOOL AUSTRALIA

## PACKING LIST

- 1 x Main Cable
- 1 x OBD-II Adapter
- 1 x USB Cable
- 1 x ELITE-IK-AUS Tablet
- 1 x Charger
- 1 x Mini USB to USB Type-C
- 1 x Compact Tool Case
- 1 x Quick Start Guide
- 1 x Certificate of Quality



Art ID. XT-ELITE-IK-AUS

**\$CFP**



## TECHNICAL COMPARISON

Features	X-Tool Elite-IK	X-Tool Elite
<b>Operating System</b>	Android version 10	Android 5.1
<b>Processor</b>	2GHz Quad core	1.8GHz Quad core
<b>Memory</b>	2GB RAM - 32GB standard with SD card expansion	2GB RAM, 64GM ROM
<b>Display</b>	7.0-inch touch screen with 1024 × 600 resolution	8.0-inch touch screen with 1024 × 768 resolution
<b>Connectivity</b>	USB/Wi-Fi/Wired	USB/Wi-Fi/Bluetooth
<b>Sensors</b>	Gravity sensor, light sensor	Gravity sensor
<b>Auto Input/Output</b>	Microphone, dual speakers	Microphone, speakers
<b>Power and Battery</b>	5000mAh, 3.65V lithium-polymer battery	3.7V, 10,000mAh Lithium-ion Battery
<b>Power Voltage</b>	5V	3.7V
<b>Power Consumption</b>	8W	36W
<b>Operating Temperature</b>	-20 to 60°(-4 to 140°)	-20 to 50°(-4 to 126°)
<b>Storage Temperature</b>	-40 to 70°(-40 to 158°)	-20 to 60°(-4 to 140°)
<b>Humidity</b>	<90%	<90%
<b>Dimension (L*W*H)</b>	249*142*33.5 mm	275*183*33.9 mm





# ORIGINAL LISHI TOOLS



**ORIGINAL LISHI** was founded in the early 2000's.

Mr. Li the founder of these tools invented them in response to the needs of his locksmith friends and trainees.

**ORIGINAL LISHI** has grown from its humble origins to now be a large worldwide enterprise.

**ORIGINAL LISHI** is at the forefront of Automotive Lock Picking and Decoding technology, and more recently **ORIGINAL LISHI** have developed the LISHI Domestic Pick Range that has transformed the Locksmith Industry, Lock Picking Best Practices.


**ORIGINAL LISHI** have an extremely High Quality control and manufacturing processes to help ensure that each **ORIGINAL LISHI** Tools withstand the rigors of daily use and still provides years of service.

**ORIGINAL LISHI** Tools are guaranteed to do what they are designed to do!

EXCLUSIVE to



## LISHI INLINE-L RANGE FOR OPPOSITE HANDED DOORS



Domestic Pick - C4 - 5 Pin -  
(Opposite Handing) \*Anti-Glare\*  
Art.LP-LW4-L-AG



Domestic Pick - C4 - 6 Pin -  
(Opposite Handing) \*Anti-Glare\*  
Art.LP-LW5-L-AG



Domestic Pick - TE2 - 5 Pin -  
(Opposite Handing) \*Anti-Glare\*  
Art.LP-TE2-L-AG



**SCAN TO SEE  
THE FULL  
ORIGINAL LISHI  
RANGE**



**SGLOCKS** are proud to exclusively distribute & represent the **ORIGINAL LISHI** Range in **AUSTRALIA & NEW ZEALAND**.

We Look forward to a long-standing relationship with **ORIGINAL LISHI** representing & training Locksmiths for many years to come.



## GOOD ? BETTER ! BEST !!

*Face Off against the best !  
Prove you are the best !  
Improve your best !*

*Take a seat at the **Competition Table** during the EXPO,  
record a time & take a place on the **Leaderboard**!*

*The Prize for the **LISHI Picking Competition** run by SG is:*

*A set of 6 x **24K** Gold plated **ORIGINAL LISHI**  
Domestic Picks to whoever **TOPS** the leaderboard*



**24k GOLD - Domestic Pick Set**



**VALUED AT \$2000**





Founded in 2010, XHORSE is a rapidly growing technology company providing automotive security products and solutions. Based in China they develop and produce all their products in house and are constantly researching and developing new and improved solutions for the automotive security market. Their Key Tool Max has made waves here in Australia with its portability, functional design and universal Super Chip transponder that makes chip cloning a far more streamlined process whilst also reducing stock holdings.



## KEY TOOL MAX - PRO

ART NO. *KTM-PRO*



### PRODUCT DESCRIPTION

The Key Tool Max Pro is a very Powerful & Completely Stand-Alone Remote/Transponder Machine.

This new variation includes an OBDII cable, eliminating the need to purchase the XHORSE M-OBD Dongle.

It also includes Battery test probes for testing voltage on a vehicles battery or the battery of a remote.

All existing purchased hardware like 8A Cable etc. can be combined with the new PRO version for existing KTM users that wish to upgrade.



ART NO. *KTM-PRO*



**SCAN TO SEE THE KTM-PRO IN ACTION**



HUGE RANGE OF XHORSE REMOTES ON

[sglocks.com.au](http://sglocks.com.au)



SCAN TO SEE THE FULL XHORSE RANGE



# KEY TOOL PLUS - ESSENTIAL

ART NO. **KT-PLUS-ES**

## PRODUCT DESCRIPTION

The KEY TOOL PLUS - Essential is a great option for those wanting to upgrade their KTM whilst gaining much more expanded functionality.

This variation we offer contains the most important & most needed core features for Locksmiths Day-to-day use.

The Essential tablet can be upgraded to the full version at anytime by purchasing the software upgrade.

By excluding the more Niche software components we are able to offer the KEY TOOL PLUS -Essential at a special entry level price point for those continuing their XHORSE Journey!

And our support staff look forward to the ability to assist via Teamviewer, included on the KT-PLUS-ES

### Remote Generation

- Generate Remotes that are separate to the Transponder.
- Generate Remotes that are integrated with the Transponder.
- Generate Smart/Proximity Keys.
- Transponder Cloning & Generation

### Cloning Compatibility

- Texas Crypto DST+ - H key Clone
  - Megamos Crypto - 8C
  - Fixed Code - ID11, 12, 33, 40, 41, 42, 43, 44
  - Texas Fixed - 4C
  - Megamos Crypto - 8E
  - Texas Crypto - 4D - (ID60- 71)
  - Texas Crypto - Toyota 'G'
  - Texas Crypto DST - 70/83 (80 bit)
  - Philips Crypto - ID46
  - Philips Crypto 2 - ID47,49 ( Clone some)
  - Megamos Crypto - ID48 (96 bit)
- + Advanced Transponder editing function

### OBD Programming (Essentials version)

KEY TOOL PLUS supports over 20,000 car models worldwide. Easily select the car brands and car models on the immo programming interface by manufacturer name or A-Z word search.

*\* NOTE- BMW, MERCEDES & VW are not included in Essentials version*



ART NO. **KT-PLUS-ES**



### Immo Data Tool

For some cars, key programming cannot be achieved via OBD.

KEY TOOL PLUS comes with this utility to create a transponder from the vehicles eeprom file.

Use your existing eeprom reader to read the immo data, then use KEY TOOL Plus to generate an emulated transponder (XHSUP) from the file that will start the vehicle.

### Hardware Technical Information:

- CPU: 8-core 2GHz
- RAM+ROM: 4G+128G
- Operation System: Android 9.0
- Screen Size: 10.1» HD Anti-glare; Anti-fingerprint. Super 10.1» anti-glare display enables top operation experience.
- Rear HD Camera: 13.0MP. The 13MP rear camera is designed to fit in multiple scenarios perfectly.
- Battery Capacity: 10000mAh. Long battery life and PD3.0 fast charge help keep you productive throughout your day.
- Charging: 30W Super Fast Charge
- Bluetooth: 5.0 Bluetooth
- WIFI: 2.4G/5G



**REMOTE GENERATION,  
FREQUENCY READER,  
TRANSPONDER PRODUCTION & CLONING**

*"The KEYDIY KD-MAX is the latest innovation for remote and transponder generation. Combining the portability and functionality of the KD-X2 with the convenience and versatility of the Mobile KD software database into one powerful device."*

## High Frequency Induction Area

- Special Remote Cloning Functionality
- Generates KEYDIY B, NB and ZB series remotes

## Transponder Cloning

- Fixed Code - ID11, 12, 33 etc
- Texas Fixed - 4C
- Texas Crypto - 4D
- Texas Crypto - Toyota 'G'
- Texas Crypto DST - 70/83 (80 bit)
- Philips Crypto - ID46
- Megamos Crypto - ID48 (96 bit)
- Toyota 'H' Cloning

## Chip generation

- Philips: ID40/44
- Texas - ID 4C
- Texas Crypto- 4D (ID60- 71)
- Texas Crypto - Toyota 'G'
- Texas Crypto DST -70/83 (80 bit)
- Fixed code - ID11, 12, 33 etc
- Philips Crypto - ID46
- Megamos Crypto-ID48 Pre-coding
- Toyota 'H' (8A) Generation



## Compatible Transponders

Art.	Description
LKP02	Clone & generate Texas - ID 4C Texas Crypto- 4D (ID60- 71) Texas Crypto - Toyota 'G' Texas Crypto DST -70/83 (80 bit)
IDT5	Clone & Generate Fixed code - ID11, 12, 33 etc
CN3	Clone & Generate Philips Crypto - ID46
CN6	Clone & Generate Megamos Crypto -ID48
ID-KDH	Clone & Generate Megamos Crypto -TOY 'H' (8A)

## Ignition Coil Detector

- Diagnose Immobiliser Data transmission issues
- Sniff data for ID46 & ID48

## Portable Design

- 5 Inch LCD Touch Screen w/ a 1280\*720P Resolution
- 3375 mAh Rechargeable Battery
- Normal Working Hours >8 Hours
- Standby time > 7 Days
- Camera
- Flashlight function

**Art. KD-MAX-PACK**

**FREE Chip Kit  
Art ID. KD-CK**

## Other functions

- Identify transponder
- Remote Copy
- Check frequency
- Coin Battery tester
- Reset OEM PCB for re-use



**ATA**  
**'PTX4' 4 Channel REMOTE**



Art. **PTX4**

**PRODUCT DESCRIPTION**

ATA PTX4 remote  
Controls up to four garage doors or gates  
Compatible with PTX4-P, MC100AML, PTX4v1, TX2, HC101, HC107, HC106, HC105, HC108, HC104, HC102

**PRODUCT SPECIFICATION:**

- Suits models: All ATA 433.92Mhz motors, ATA GDO-2v5, v6, v7, ATAGDO-4v3, v4, v5, v6, ATA GDO-6 v1, v2, ATA GDO-7 v1, SecurLift 2, ATA GDO-8 v1, v2, ATA GDO-9 v1

**ATA**  
**'PTX6' 4 Channel REMOTE**



Art. **PTX6**

**PRODUCT DESCRIPTION**

ATA PTX6 remote  
Controls up to four garage doors or gates  
Compatible with PTX2v2, PTX5-P, MC100AML, PTX6, PTX5, PTX2, WTX4-V2, PTX5-D

**PRODUCT SPECIFICATION:**

- Number of Buttons: 4
- Colour: Grey
- Suits models: ATA GDO-6 v3, ATA GDO-7 v2, ATA GDO-8 v1, v2, ATA GDO-9 v2, ATA GDO-9 v3, GDO-10, GDO-11, SGO-1 DCB-05, NES24v1, GDO-7v2, GDO9v2, GDO9v3 & GDO11

**TOP**  
**10**  
**OEM**



**MERLIN**  
**PREMIUM - 4-Channel**



Art. **E960M**

**PRODUCT DESCRIPTION**

MERLIN premium remote  
Controls up to four different doors or gates  
Multi-frequency 433.92Mhz / 433.92Mhz / 434.54Mhz

**PRODUCT SPECIFICATION:**

- Suits models: Merlin MR600, MR800, MR650, MR850, MT5580P, MT60, MT60P, MT600, MT800, MT1000, MJ3800, MR1000, MT230, ML700, ML750, ML850, HC100AML, HC400ML, HC500ML, HC600ML, MR650EVO, MR850EVO & MT3850EVOHC400ML, HC500ML, HC600ML, MR650EVO, MR850EVO & MT3850EVO1

**MERLIN**  
**MINI - 2-Channel \*NEW VERS.\***



Art. **M-842RS**

**PRODUCT DESCRIPTION**

Merlin round mini remote  
Controls up to two garage doors or gates  
Compatible with M842, M-844, MC100AML, M834, M128, includes Battery, key ring & Visor clip

**PRODUCT SPECIFICATION:**

- Number of Buttons: 2
- Colour: Black & green
- Suits models: Merlin M-530, M-532 receivers
- Frequency: 433Mhz

**MERLIN**  
**FOB REMOTE - Water Resistant - 4-Channel**



Art. **E980M**

**PRODUCT DESCRIPTION**  
Capable of coding both Merlin+ and Merlin+ 2.0 Motors

- PRODUCT SPECIFICATION:**
- Suits models: Commander Essential (MS65MYQ), Commander Elite (MS105MYQ), Commander Extreme (MS125MYQ), SilentDrive™ Essential (MR655MYQ), SilentDrive™ Elite (MR855MYQ), Commander Ultimate (MJ3800MYQ), Commander MyQ, WhisperDrive, TiltMaster, PowerAce, CyclonePro, OverDrive, SilentDrive Elite & Much much more!

**MERLIN**  
**FOB REMOTE - 4-Channel**



Art. **E970M**

**PRODUCT DESCRIPTION**  
Capable of coding both Merlin+ and Merlin+ 2.0 Motors

- PRODUCT SPECIFICATION:**
- Suits models: Commander Essential (MS65MYQ), Commander Elite (MS105MYQ), Commander Extreme (MS125MYQ), SilentDrive™ Essential (MR655MYQ), SilentDrive™ Elite (MR855MYQ), Commander Ultimate (MJ3800MYQ), Commander MyQ, WhisperDrive, TiltMaster, PowerAce, CyclonePro, OverDrive, SilentDrive Elite & Much much more!

**CHAMBERLAIN**  
**Universal 2-Channel**



Art. **MC100AML**

**PRODUCT DESCRIPTION**  
Chamberlain universal remote  
Controls up to two garage doors or gates  
Compatible with a large range of remotes  
Includes Battery & key ring

- PRODUCT SPECIFICATION:**
- Number of Buttons: 2
  - Colour: Black
  - Suits models: Merlin M-500, M-501 & M-502 receivers
  - Frequency: Multiple
  - Battery Type: Coin Battery (CR2032)

**BOSS**  
**2-Channel**



Art. **BHT4**

**PRODUCT DESCRIPTION**  
Guardian BOSS Remote  
2 channel remote  
Controls up to two different doors or gates  
Includes Battery, Wall mount & Sunvisor clip

- PRODUCT SPECIFICATION:**
- Compatible with BOSS 2211L-1, BOSS 2211L-2, STEEL-LINE 2211L-SL, CENTURION 2211L-C, LYNX 2211L-C-1, LYNX 2211L-C-2, LYNX 2211L-C-3, MODERN 2211L-M, GUARDIAN BHT3-S, GUARDIAN BHT3

**B&D**  
**TB-7 4-Channel Remote**



Art. **100510**

**PRODUCT DESCRIPTION**

B&D Controls up to four garage doors or gates

**PRODUCT SPECIFICATION:**

- Number of Buttons: 4
- Colour: Red Body & Black Buttons
- Suits models: ATA Trio, ATA Rhino, B&D Tri-Tran openers only, B&D Control-A-Door P, B&D Control-A-Door P Diamond, B&D Control-A-Door P Diamond Whisper Quiet, B&D Control-A-Door Diamond Power Drive

**B&D**  
**TB-7 4-Channel Remote**



Art. **100511**

**PRODUCT DESCRIPTION**

B&D Controls up to four garage doors or gates

**PRODUCT SPECIFICATION:**

- Number of Buttons: 4
- Colour: Red Body & Black Buttons
- Suits models: ATA Trio, ATA Rhino, B&D Tri-Tran openers only, B&D Control-A-Door P, B&D Control-A-Door P Diamond, B&D Control-A-Door P Diamond Whisper Quiet, B&D Control-A-Door Diamond Power Drive

SCAN TO SEE THE FULL GARAGE & GATE RANGE ON



## COMPARISON CHART

- Standard Functions
- ▲ Need extra adapters
- △ Need XP400 Pro
- Need XP400 Pro and extra adapters



MaxiIM IM508S



MaxiIM IM608II



MaxiIM IM608 ProII

### Programming

Function	MaxiIM IM508S	MaxiIM IM608II	MaxiIM IM608 ProII
EEPROM Read/Write	Basic	Intermediate	Advanced
MCU Read/Write	Basic	Intermediate	Advanced
Immobilizer Read/Write	●	Intermediate	Advanced
Engine Read/Write	●	Intermediate	Advanced
Mercedes Infrared Key Read/Write	△	●	●
Remote Frequency Detection	△	●	●

### IMMO

Function	MaxiIM IM508S	MaxiIM IM608II	MaxiIM IM608 ProII
Smart Mode (Guided and Automated Key Learning Function)	●	●	●
Auto Detect Make/Model/Year/System	●	●	●
Read PIN (Add Key/All Key Lost)	●	●	●
Key Generation / Key Learning / Remote Learning	●	●	●
IMMO ECU Reset/Adaption	●	●	●
IMMO ECU Refresh/Coding	●	●	●
Backup/Restore IMMO Data	●	●	●
Benz 3rd Generation IMMO Add Key, All Key Lost via OBD	△	●	●
Read/Write/Erase Benz ESL_W209 / W906 Data	○	○	●
Benz OE NEC Key Learning	○	○	●
Volkswagen/Audi MQB Add Key via OBD	●	●	●
Volkswagen/Audi 4th Generation IMMO Key Learning	●	●	●
Volkswagen/Audi 5th Generation IMMO Key Learning	●	●	●
BMW FEM/BDC Key Learning and Adaption	●	●	●
BMW CAS4/3/2/1 Key Learning	●	●	●
BMW EWS3 Key Learning	○	○	▲
2015-2019 Jaguar Land Rover Write Key via Dump	△	●	●
Volvo Smart Key/Fobik Smart Key Learning	△	●	●
Volkswagen/Audi/BMW/Benz Key Unlock	○	○	▲

### OE-Level Diagnostics

Function	MaxiIM IM508S	MaxiIM IM608II	MaxiIM IM608 ProII
All Systems for Over 80 Makes	●	●	●
MaxiFlash JVCI+ (J2534 ECU Reprogrammer)		●	●
Remote Expert		●	●
ECU Coding		●	●
Active Test		●	●
Complete Service Functions	Basic	Intermediate	Advanced

### Features

Feature	MaxiIM IM508S	MaxiIM IM608II	MaxiIM IM608 ProII
Rechargeable Li-ion Battery	5000 mAh	15000 mAh	15000 mAh
Internet Updatable	Wi-Fi	Wi-Fi	Wi-Fi
Multilingual Support	●	●	●
Limited One Year Warranty	●	●	●
Touchscreen	7-inch	10.1-inch	10.1-inch
Memory	64 GB	64 GB	128 GB
Processor	Quad-core	Octa-core	Octa-core
Camera		8.0 Megapixel	16 Megapixel
Resolution	1024x600	1920x1200	1920x1200



**2 YEAR UPDATES**

SUPPORT

TEXT

CALL

TEAM VIEWER

**FREE G-BOX3 Upgrade**

**HUGE HARDWARE UPGRADE**

**HUGE OPERATING SYS UPGRADE**

# IM608PRO-II-KIT

- 10.1-inch Touchscreen
- 128 GB Memory
- Android KitKat
- 15000 mAh Li-polymer Battery
- 16 Megapixel Camera
- Multilingual Codes & Menus
- Wi-Fi
- Bluetooth



## INDIVIDUAL COMPONENTS

Art.	Description	Price ex.GST
IM608-PRO-II	ADVANCED KEY PROGRAMMING TOOL includes IM608-PRO-II Tablet - JVICI MaxiFlash- XP400 Pro & Carry case)	\$5,690.00/each
IMKPA	EXPANDED KEY PROGRAMMING - 10x Accessories & Carry case	\$409.00/each
G-BOX3	FAST-MODE IMMO DECODER- For BENZ,BMW,EURO etc.	\$239.00/each
APB112	SMART KEY SIMULATOR - For TOY/LEX ( 46, 4D & H )	\$329.00/each
A-NIS-16-32	ADAPTOR CABLE - NISSAN 16 + 32 (SGM Systems)	\$69.00/each
A-CHR-12-8	ADAPTOR CABLE - CHRYSLER 12 + 8 (SGM systems)	\$59.00/each
SMRT-WCH	AUTEL - Smart Watch	\$359.00/each

Art ID:  
**IM608-PRO-II-KIT**



# IM508-S

**HUGE HARDWARE UPGRADE**

**HUGE OPERATING SYS UPGRADE**

**2 YEAR UPDATES**

SUPPORT

TEXT

CALL

TEAM VIEWER

## PRODUCT DESCRIPTION

Affordable Combination of Key Programming, All Systems Diagnostics, Advanced Maintenance Services, Smart Mode for Guided and Automated Key Learning, Expert Mode for Advanced Key Learning. OE Level Diagnostic Scan Tool and High IMMO Coverage for USA, Asian, European Vehicles.




- 7-inch Touchscreen
- 64GB Memory
- Android KitKat
- 5000mAh Li-polymer Battery
- 8.0 Megapixel Camera
- Multilingual Codes & Menus
- Wi-Fi

## KIT CONTAINS:

- IM508 Tablet
- XP200Key Programmer
- Cables & Cords
- USB Adaptor
- Carry Case

Art ID:  
**IM508-S**







LOCKDECODERS are a specialist organisation dealing in the sales and development of sophisticated Automotive Key Cutters, versatile Transponder Cloning machines and high-quality Engravers since 2007.

Founded in England by local Automotive Locksmiths, LOCKDECODERS are dedicated to developing only the highest quality tools for the locksmithing industry, driven by their philosophy to provide "Tools That Really Work".

Use your own  
PC, Tablet or phone

## miracle A9-EA-L AUTO-lite

### PRODUCT DESCRIPTION

- Connects to InstaCode
- Improved Noise Reduction Technology with Low-vibration Design
- Wireless (WIFI) Update Function
- Supplied with Automotive Key Vice
- Creates new keys from code
- Cuts 2 track & 4 track Laser Automotive Keys
- Also cuts Single and Double sided Auto Keys
- LED illuminated cutting area
- 27W DC Motor for a fast cut cycle
- Manual Operation Function
- Compact design for easy portability
- 2 Year Manufacturer Warranty
- Can be Upgraded to an A9E with the purchase of the Domestic Jaw (A9.DOM-VICE)

### PRODUCT SPECIFICATION

- Size (W X H X D): 276 x 353 x 341 mm
- Weight: 19.5 Kg
- Spindle Motor Power: 24V (27W)
- Main Power: 240V (50/60Hz)



Art. Miracle A9-EA-L

#### Also Available:

Art.	Description
A9-EA	Auto code cutting machine - Comes with tablet
A9-E	Auto & Domestic code cutting machine - Comes with tablet
A9-E-L	Auto & Domestic code cutting machine - No Tablet

Compatible with:



## L3-30 LASER ENGRAVER

### PRODUCT DESCRIPTION

The L3-30 is the latest Fiber Laser Engraver from LDC. The L3 series Engravers are professional Engravers perfectly suited to Locksmiths or similar that require a compact high quality commercial Laser Engraver, for fast engraving on items like Restricted Keys, Dog Tags, Scar Plates, Cylinders, Padlocks and 1000's of other things.

- Fast, Quiet & Accurate
- Advanced Laser technology
- Laser Marking & Cutting
- Minimizes installation space due to compact size (can be placed on table)
- Safety Cover automatically closes when engraving is commenced & opens when finished.
- Black / White engraving options
- Internal camera enhances design process
- Laser auto focusing automatically finds the focus point
- Vacuum is automatically turned on & off as needed (very quiet) vacuum intakes dust and fumes keeping the work area clean and safe
- NEW easy to use **Magic Art 7** Software (Included)
- The sight protection glass on the safety door protects users when looking at the engraving job

### PRODUCT SPECIFICATION

- Max Material Height 100mm
- Internal chamber area 350mm(W) x 100mm(H) x 170mm(D)
- Max Material Weight: 20kg
- Air Cooling
- Laser Power: 30W
- Class 1 Laser
- Size (W X H X D): 404 x 556 x 590 mm
- Machine Weight: 46Kg



Art. L3-30

## magic2S

### Compact engraving

### PRODUCT DESCRIPTION

Magic-2S engraves texts and images on almost every metal surface (brass, steel, hardened steel, stainless steel, nickel silver etc.) with its diamond tipped engraving tip.

The Magic-2S is:

- Light Weight & Compact Size
- Sophisticated Design
- Quiet
- Portable
- Easy to use
- Wireless operations
- Compatible with PC or Tablet
- Laser pointer for easy job setup

### PRODUCT SPECIFICATION

- Size (W X H X D): 258 x 274 x 339 mm
- Weight: 15Kg
- Power Supply: 240v 50/60Hz
- Tool Type: Diamond Tip
- Engraving Area: 105mm x 100mm



Art. 2S



# ML20

## Restricted Key System

***“A great opportunity to support your Association”***

The latest Restricted Key System developed for the Master Locksmiths Association of Australasia (MLAA) and proudly supplied by SG Lock & Security.

Designed by the best in the industry with a superior key profile design that ensures the key clamps & cuts correctly and is one of the hardest inline restricted systems to manipulate on the market.

With 4 different key profiles, a massive range of 52 different barrels and a 10-year design registration on ALL 4 Key Profiles (A, B, C & M) you can provide your customer with a TRUE 10-year registration on a multi-profile site.

### **Design Registration until 2030**

Design Registration provides legal protection against unauthorised key duplication/production.




### **MLAA Trusted & Recognised Key Head**

### **Nickel Silver - for strength!**

High quality Nickel Silver keys, extremely strong and durable.

Precision colour inserts for easy identification.





## Customer Testimonial

“

As an organisation, we have been very impressed with the ML20 keying platform. The barrel range is more than ample and the assembled product works perfectly in all the housing brands (oval & night latch) that we have tried.

The ability to acquire short-run key blanks is an added feature that we've not had available from any other keying platform before.

This provides us reassurance that when we need to use another of the keyways, we can achieve this with short run blanks until our coined blanks arrive.

SG Locks have done a superb job in bringing this MLAA branded product to the market Thank you to the whole team! ”


- CLASS LOCKSMITHS



## Multiple Profiles (A, B, C & M) Available NOW

Caters for large multi-profile sites.

Design & create systems with expansion from the very start. A, B, C & M profiles all available



## Range of 52 Different Barrels

Complete range of barrels to suit all common locks.

Note: 13 different barrels in A, B, C & M Profiles.

## Superior Key Design

The key profile design ensures accurate clamping & cutting every time. ML20's intricate profile designs also ensure it is one of the hardest inline restricted systems to manipulate.



## ML20 PRODUCT RANGE

Art ID	Description	Size
ML20-570-A-SC	570 Oval Cyl. BARREL - "A" PROFILE	6 Pin
ML20-570-B-SC	570 Oval Cyl. BARREL - "B" PROFILE	6 Pin
ML20-570-C-SC	570 Oval Cyl. BARREL - "C" PROFILE	6 Pin
ML20-570-M-SC	570 Oval Cyl. BARREL - "M" PROFILE	6 Pin

Art ID	Description	Size
ML20-9555-1-A-CP	9555-1 Euro Cyl. (Fixed Cam) BARREL - "A" PROFILE	6 Pin
ML20-9555-1-B-CP	9555-1 Euro Cyl. (Fixed Cam) BARREL - "B" PROFILE	6 Pin
ML20-9555-1-C-CP	9555-1 Euro Cyl. (Fixed Cam) BARREL - "C" PROFILE	6 Pin
ML20-9555-1-M-CP	9555-1 Euro Cyl. (Fixed Cam) BARREL - "M" PROFILE	6 Pin

Art ID	Description	Size
ML20-570HB-A-SC	570 Oval (Hold Back) Cyl. BARREL - "A" PROFILE	6 Pin
ML20-570HB-B-SC	570 Oval (Hold Back) Cyl. BARREL - "B" PROFILE	6 Pin
ML20-570HB-C-SC	570 Oval (Hold Back) Cyl. BARREL - "C" PROFILE	6 Pin
ML20-570HB-M-SC	570 Oval (Hold Back) Cyl. BARREL - "M" PROFILE	6 Pin

Art ID	Description	Size
ML20-9555-2-A-CP	9555-2 Euro Cyl. (Fixed Cam Turn) BARREL - "A" PROFILE	6 Pin
ML20-9555-2-B-CP	9555-2 Euro Cyl. (Fixed Cam Turn) BARREL - "B" PROFILE	6 Pin
ML20-9555-2-C-CP	9555-2 Euro Cyl. (Fixed Cam Turn) BARREL - "C" PROFILE	6 Pin
ML20-9555-2-M-CP	9555-2 Euro Cyl. (Fixed Cam Turn) BARREL - "M" PROFILE	6 Pin

Art ID	Description	Size
ML20-201-A-SC	201 Rim Cyl. (Round) BARREL - "A" PROFILE	6 Pin
ML20-201-B-SC	201 Rim Cyl. (Round) BARREL - "B" PROFILE	6 Pin
ML20-201-C-SC	201 Rim Cyl. (Round) BARREL - "C" PROFILE	6 Pin
ML20-201-M-SC	201 Rim Cyl. (Round) BARREL - "M" PROFILE	6 Pin

Art ID	Description	Size
ML20-9555-3-A-CP	9555-3 Euro Cyl. (Lazy Cam) BARREL - "A" PROFILE	6 Pin
ML20-9555-3-B-CP	9555-3 Euro Cyl. (Lazy Cam) BARREL - "B" PROFILE	6 Pin
ML20-9555-3-C-CP	9555-3 Euro Cyl. (Lazy Cam) BARREL - "C" PROFILE	6 Pin
ML20-9555-3-M-CP	9555-3 Euro Cyl. (Lazy Cam) BARREL - "M" PROFILE	6 Pin

Art ID	Description	Size
ML20-8221-A-SC	8221 (PD) Cyl. BARREL - "A" PROFILE	6 Pin
ML20-8221-B-SC	8221 (PD) Cyl. BARREL - "B" PROFILE	6 Pin
ML20-8221-C-SC	8221 (PD) Cyl. BARREL - "C" PROFILE	6 Pin
ML20-8221-M-SC	8221 (PD) Cyl. BARREL - "M" PROFILE	6 Pin

Art ID	Description	Size
ML20-7105-A-CP	Blaxland Inner Cyl. BARREL - "A" PROFILE	5 Pin
ML20-7105-B-CP	Blaxland Inner Cyl. BARREL - "B" PROFILE	5 Pin
ML20-7105-C-CP	Blaxland Inner Cyl. BARREL - "C" PROFILE	5 Pin
ML20-7105-M-CP	Blaxland Inner Cyl. BARREL - "M" PROFILE	5 Pin

Art ID	Description	Size
ML20-530-A-SC	530 Cyl. BARREL - "A" PROFILE	6 Pin
ML20-530-B-SC	530 Cyl. BARREL - "B" PROFILE	6 Pin
ML20-530-C-SC	530 Cyl. BARREL - "C" PROFILE	6 Pin
ML20-530-M-SC	530 Cyl. BARREL - "M" PROFILE	6 Pin

Art ID	Description	Size
ML20-495-A-CP	Whitco Screen Door Cyl. BARREL - "A" PROFILE	5 Pin
ML20-495-B-CP	Whitco Screen Door Cyl. BARREL - "B" PROFILE	5 Pin
ML20-495-C-CP	Whitco Screen Door Cyl. BARREL - "C" PROFILE	5 Pin
ML20-495-M-CP	Whitco Screen Door Cyl. BARREL - "M" PROFILE	5 Pin

Art ID	Description	Size
ML20-001-A-SC	001 Inner Cyl. BARREL - "A" PROFILE	6 Pin
ML20-001-B-SC	001 Inner Cyl. BARREL - "B" PROFILE	6 Pin
ML20-001-C-SC	001 Inner Cyl. BARREL - "C" PROFILE	6 Pin
ML20-001-M-SC	001 Inner Cyl. BARREL - "M" PROFILE	6 Pin

Art ID	Description
ML20-KB-A	EMBOSSED Key Blank - "A" PROFILE
ML20-KB-B	EMBOSSED Key Blank - "B" PROFILE
ML20-KB-C	EMBOSSED Key Blank - "C" PROFILE
ML20-KB-M	EMBOSSED Key Blank - "M" PROFILE



### KEYS

Art ID	Description	Size
ML20-8466-A-SC	8466 Kawneer Cyl. BARREL - "A" PROFILE	6 Pin
ML20-8466-B-SC	8466 Kawneer Cyl. BARREL - "B" PROFILE	6 Pin
ML20-8466-C-SC	8466 Kawneer Cyl. BARREL - "C" PROFILE	6 Pin
ML20-8466-M-SC	8466 Kawneer Cyl. BARREL - "M" PROFILE	6 Pin

### KEY INSERTS & PINS

Art ID	Description	Colour
ML20-KI-BK	Coloured KEY INSERT - Black	* Black *
ML20-KI-BL	Coloured KEY INSERT - Blue	* Blue *
ML20-KI-GN	Coloured KEY INSERT - Green	* Green *
ML20-KI-OR	Coloured KEY INSERT - Orange	* Orange *
ML20-KI-PK	Coloured KEY INSERT - Pink	* Pink *
ML20-KI-RD	Coloured KEY INSERT - Red	* Red *
ML20-KI-WH	Coloured KEY INSERT - White	* White *
ML20-KI-YE	Coloured KEY INSERT - Yellow	* Yellow *
ML20-HAR-PIN	HARDENED PINS to Suit All ML20 Restricted Barrels	* Hardened Steel *

Art ID	Description	Size
ML20-TRI-A-CP	TRILOCK Cyl. BARREL - "A" PROFILE	6 Pin
ML20-TRI-B-CP	TRILOCK Cyl. BARREL - "B" PROFILE	6 Pin
ML20-TRI-C-CP	TRILOCK Cyl. BARREL - "C" PROFILE	6 Pin
ML20-TRI-M-CP	TRILOCK Cyl. BARREL - "M" PROFILE	6 Pin

\*Prices may be changed at any time without further notice. Please refer to [www.sglocks.com.au](http://www.sglocks.com.au) for our current pricing

# ML20

Restricted Key System

‘Commercial Focus’  
**ML20**  
Brochure\*

**Customer  
Facing  
Brochure**

Art ID: BR-COM-EU

**Order now with your  
Company Logo & Details**

 [sglocks.com.au](http://sglocks.com.au) 

\* Brochures are supplied  
FOC for active dealers



**"Tatts the promo for me"**



**SPEND OVER \$790.00\***  
ON



In the one order  
**AND RECEIVE**  
1 x FREE REVERSIBLE  
**HAWAIIAN TROPICAL**  
BUCKET HAT

**AVAILABLE SIZES :**

ADULTS 60cm

**Specify preferred size in ORDER NOTES**

**SPEND OVER \$1390.00\***  
ON



In the one order  
**AND RECEIVE**  
1 x FREE PAIR OF  
**HAWAIIAN TROPICAL**  
BOARDSHORTS

**AVAILABLE SIZES :**

ADULTS S, M, L, XL, 2XL, 3XL

**Specify preferred size in ORDER NOTES**

**SPEND OVER \$1890.00\***  
ON



In the one order  
**AND RECEIVE**  
1 x FREE REVERSIBLE  
**HAWAIIAN TROPICAL**  
BUCKET HAT &  
BOARDSHORTS

**Specify preferred size in ORDER NOTES**

"OCT/NOV Promo" valid until 30th November 2023 or whilst stocks last.

\* Free Promotion item is only valid for online orders \* Pricing shown excludes GST pricing as of 18/10/2023 and is subject to change. For most accurate pricing please check the sglocks website.



**Head Office**  
PH : 02 9352 0600  
FAX: 02 9748 0566

**NSW**

101-109 Deakin St  
SILVERWATER NSW 2128

**QLD**

16 Lyons Terrace  
WINDSOR QLD 4030

**WA**

WESTERN AUSTRALIA

**VIC**

15 Holyrood Avenue  
STRATHMORE VIC 3041

**SA/NT**

SOUTH AUSTRALIA

**NZ**

4 Manu Tapu Drive  
Intl Airport, Auckland

**Your Sales Managers:**

**Colin McFarland**  
0491 445 005

**Vince Carson**  
0437 770 576

**Ian York**  
0472 698 398

**Henry Guldon**  
0400 613 714

**David Clohesy**  
0492 090 558

**NZ Toll Free**  
0800 00 15 98