

# SGLOCKS

## Newsletter

July 2019

ISSUE 63

**JMA TPX8  
ID48 CLONING**

**2019 MLAA  
EXPO NZ**

**ADDITIONS TO THE  
BURG RANGE**



**SG Lock  
& Security**

[www.sglocks.com.au](http://www.sglocks.com.au)



# JMA<sup>®</sup>

# PACK TPX8

## ID48 MEGAMOS CRYPTO CLONING



THE PACK TPX8 IS ONLY COMPATIBLE WITH THE TRS-5000 EVO.

*Copy: AUDI, Alfa Romeo, Buick, Cadillac, Chevrolet, Citroen, Fiat, Daewoo, DAF, Holden, Honda, Infinity, Isuzu, Jaguar, KIA, Lancia, Maserati, SEAT, SKODA, Porsche, Proton, Volvo and VOLKSWAGEN*

### Kit Includes:

JMA ID48 Cloning software

10x TPX8 Chips (worth \$24.90 Each)

**CALL FOR PRICING**



# 1. READ

READ THE CUSTOMERS ORIGINAL KEY & CREATE 2X SNIFFING CHIPS



# TPX8

ID48 CLONING PROCESS



# 2. SNIFF

TURN EACH SNIFFING CHIP TO "ON" ONCE WITH THE NEW KEY



# 3. CALCULATE

CALCULATE SNIFF DATA USING JMA TPX8 PC SOFTWARE



# 4. WRITE

WRITE TO THE TPX8





# NEW Combi-Line



## CL60-E



30 Min Fire rating



\$33,000 Insurable Rating



Floor & Wall fixing options



111 kg / 78 Litre capacity

**CALL FOR PRICING**

### Full Combi-Line Range:



NEW

Article	Exterior H x W x D mm	Interior H x W x D mm	Door H x W Opening mm	Weight kg	Content L
CL 10 E	320 x 435 x 380	205 x 320 x 232	205 x 265	44.00	15.00
CL 20 E	360 x 495 x 445	245 x 380 x 297	245 x 325	55.00	27.00
CL 40 E	560 x 495 x 445	445 x 380 x 297	445 x 325	77.00	50.00
CL 60 E	820 x 495 x 445	694 x 380 x 297	694 x 324	111.00	78.00



# KEY SAFES

**NEW!**

Art. 30-SB

## 30-SB

- Secure storage for keys and other valuables
- Easy and controlled access for service companies, car rental, care personnel, tourists etc.
- strong zinc die-cast body
- 4-digit, individually adjustable combination
- 10,000 resettable combinations
- "0-0-0-0" auto stop aids opening in poor light
- For wall mounting indoors or protected outdoor areas

Art.	H (mm)	W (mm)	D (mm)
10-SB	61	85	39
20-SB	83	135	46
30-SB	120	90	40
40-SB	145	105	55



**CALL FOR PRICING**

Art. 20-SB

Art. 40-SB

Art. 10-SB



**CALL FOR PRICING**

**CALL FOR PRICING**

**CALL FOR PRICING**

# KEYDIY

## NEW

CALL FOR  
PRICING



CALL FOR  
PRICING

CALL FOR  
PRICING

CALL FOR  
PRICING

## New B & NB Remote Style

SUITS **HUNDREDS** OF VEHICLES

FORD - LEXUS - MAZDA - MITSUBISHI - NISSAN - SUBARU - SUZUKI - TOYOTA - BMW  
CHRYSLER - HOLDEN - HONDA - HYUNDAI - JAGUAR - KIA - VOLKSWAGEN + **MANY MORE**

NOW AVAILABLE AT  
[www.sglocks.com.au](http://www.sglocks.com.au)

## SGT **NEW FLIP KEY BLADES**

Works with Code Series B1-B3000 & HG1-HG3000  
Instacode card number 1418 - 8 cuts with 5 depths

- **RB-HY-156** OEM style blade retro-fits many of the New 2015+ Hyundai-Kia Remote flip keys.
- **HYN#156** KD blade fits the entire KD range of remotes

CALL FOR  
PRICING


OEM  
style

Art. RB-HY-156

CALL FOR  
PRICING

KD

Art. HYN#156








# ORIGINAL LISHI TOOLS



EXCLUSIVE to **SGLOCKS**



**IN  
STOCK  
NOW**

## **NEW** LISHI INLINE RANGE

Art. No	Description	Price ex. GST
LP-LW4-AG	Suits Keyways C4 (5 Pin)	<b>CALL FOR PRICING</b>
LP-LW5-AG	Suits Keyways C4 (6 Pin)	<b>CALL FOR PRICING</b>
LP-TE2-AG	Suits Keyways TE2 (5 Pin)	<b>CALL FOR PRICING</b>

ORIGINAL  
LISHI TOOLS

LW4 WITH  
MUSHROOM PINS

**NEW** LISHI INLINE RANGE

To see the new C4 pick in action  
go to [sglocks.com.au](http://sglocks.com.au)

# XTOOL


**SOFTWARE RELEASE FOR  
LDV AVAILABLE NOW**



No pincode reading exists for LDV pincode must be obtained through dealer

## MODELS INCLUDE:

- G10 SV7A 2015-17
- G10 SV7C 2015-17
- V80 2014-17
- Cargo 2013



\*Menu Option  
AUS LDV

## Lockdecoders

## CodeMASTER2 PC Version



Free software to run  
Miracle A6, A9, A9-P,  
A9-S & A9-SA machines  
from your laptop



To get the download link and installation instructions please contact support at  
[support@siepergroup.com or 02 9352 0604]





# 2019 National Conference & Trade Exhibition

All locksmiths and security industry professionals in Australia and New Zealand are invited to join us at the MLAA's 38th Conference & Trade Expo

**Below message from Peter Lloyd  
National President  
Master Locksmiths Association of Australasia**

“Please join us in Auckland at the Master Locksmiths Association's 2019 National Conference & Trade Expo, the premier event of the locksmithing industry in Australia and New Zealand. Not only will you have the opportunity to find out about the latest industry trends, great new products and new technology from our wonderful trade partners, you will also have the opportunity to network with your industry friends and colleagues.

We have a full schedule of activities throughout the event, including business, skills and product information sessions. Our Networking Dinner will again take place on the Friday evening allowing delegates to remain at the Trade Expo. The event culminates with our Gala Dinner & Awards night on the Saturday where we will announce the winner of the prestigious 'John Andrew Apprentice of the Year Award' for 2019, proudly sponsored by LSC, Silca and ABUS. We will also announce winners of the MLAA's Best Shop and Best Van awards, sponsored by SG Locks, and the announcement of the Future of Locksmithing prizes sponsored by Lock & Key, Keyline and EVVA.

We will also be inducting two new Life Members and presenting the Albert L. Chantry Award to a local identity who has served our industry with distinction for many years.

While the locksmithing industry is not a large industry, it is full of highly skilled and passionate people who understand the importance of working together. Our industry is changing, and the shift towards electronic security continues to gather pace, however, our Members are embracing this change, and working together to ensure they remain successful in a competitive environment.

I look forward to seeing you in Auckland.”



**Hilton Auckland, Princes Wharf, 147 Quay Street,  
Auckland, New Zealand**



**Friday & Saturday, 18-19 October 2019**



**Register Today at :  
[www.locksmiths2019.conferenceworks.com.au](http://www.locksmiths2019.conferenceworks.com.au)**



# LOCKSMITH SHOP OF THE YEAR 2019



**Conference Registrations for the winner & their partner will be Reimbursed (Shop & Van)**

## Think you have the best locksmith shop or van?

There will be 5 finalists from each category (Shop & Van). All entries will receive a gift from SIEPER Group

Both finalists & winners will receive certificates & rights to participate with this achievement

**Enter your SHOP to be in the running to win \$5,000 worth of prizes**

### Please consider the Judging Criteria below for your entry

#### External - Look / Signage etc.

- 1. Is it clear that it is a Locksmith Shop?
- 2. Visual appeal & attraction
- 3. Does the shop clearly display the MLAA logo?

#### Internal - Fit Out

- 1. Use of space & design of retail showroom
- 2. Variety of product categories represented

#### Innovation - Bonus Points

- 1. Extra points awarded for innovative/creative ideas







SPONSORED BY  
LOCKS

# LOCKSMITH VAN OF THE YEAR 2019



**2 nights Hotel  
Accommodation**  
for the winner &  
their partner will be  
**Reimbursed**  
**(Shop & Van)**


## the best looking van in Australia?

Winners will receive  
to promote their business  
for the next 12 months

Entries close 30/09/2019  
with 5 finalists being judged by the  
19/10/2019

Enter your VAN to be in the running  
to win \$2,000 worth of prizes

**FORMS  
USED  
LUCK!**



### Please consider the Judging Criteria below for your entry

#### External - Look / Signage etc.

1. Is it clear that it is a Locksmith Van?
2. Visual appeal & attraction
3. Are contact details clearly shown?
4. Does the van clearly display the MLAA logo?

#### Internal - Fit Out

1. Use of space & design of van layout
2. Efficiency of the work areas in the van

#### Innovation - Bonus Points

1. Extra points awarded for innovative/creative ideas

## Toyota Remote Common Programming Problems

The purpose of this month's tech tip is to shed some light on the ongoing issue of programming Toyota Remotes. The SGT Tech team have compiled some background information, tips & tricks to ease some of the frustration.

### Toyota's that won't go into programming Mode

Check that with the key in the ignition and the driver's door is open that the key reminder chime is present (audible beep). If there is No Chime it could be 1-of-3 scenarios.

#### 1. Door Switch issue

If there is **NO** chime > Check that the instrument cluster shows that the door is OPEN.

If there is **NO** indication on the cluster than check that the wire is connected to the door switch. ( Often the customer will disconnect this to stop the chime).

If the wire is connected swap the switch with the passenger side door to see if this resolves the issue.

#### 2. Key reminder switch issue

If there is No chime > Check that the

instrument cluster shows that the door is open.

If there is an indication on the cluster that the door is OPEN, check to see if moving the key up and down triggers the chime to come on intermittently. On some models it is not uncommon for the ignition barrel to become worn out enough that the key does not make contact with the key reminder switch all the time.

Try to hold the key in a position that it makes contact enough to complete the programming method.

If moving the key Up & Down doesn't trigger the chime, check that the key reminder switch is Plugged In ( Often the customer will disconnect this to stop the chime)

#### 3. Blown fuse

A blown fuse can often affect multiple systems on a vehicle.

### Toyota's that go into programming Mode that won't accept another remote.

If the vehicle is going into programming mode but will not accept a remote it could be 1-of-3 scenarios

#### 1. Wrong Remote Selection

If the wrong remote is selected the vehicle will not accept it and therefore will give No response to it in the procedure. Ensure you have the right remote selected and verify using the SRS.

#### 2. The Space for storing remotes is FULL

After completing the remote programming procedure the door locks Cycle Twice instead of Once to indicate the Remote Memory is Full.

Redo the procedure turning the IGN on twice instead of Once at step 7 ( Toyota procedure 1 -on SRS Option 7b.)

This will clear all the Remotes and Add in any New remotes at the same time.

#### 3. KEYDIY ISSUE

We have found that some KEYDIY remotes require the LOCK & UNLOCK to be held for 1.5 secs, than Both the LOCK & UNLOCK to be held again for another 1 second.

SG Tech Team

Want to get in touch or have an enquiry for the SG Tech Team? Call us on (02) 9352 0604

## Online Promo Offer

**FREE**  
with online orders  
over \$590.00\*



**JMA**

- Sticks on to back of phone or tablet for extra grip and easy handling
- dashboard car clip included for hands free

Order total excludes GST. Offer valid from 1st August 2019, while stocks last.



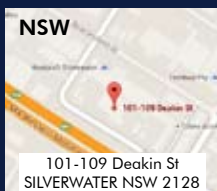
Find us as  
**SG Lock & Security**



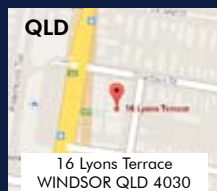
[www.facebook.com/SG.LockandSec](http://www.facebook.com/SG.LockandSec)



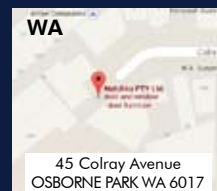
**Head Office**  
PH : 02 9352 0600  
FAX: 02 9748 0566



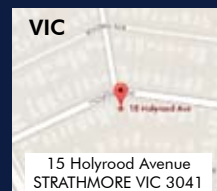
101-109 Deakin St  
SILVERWATER NSW 2128



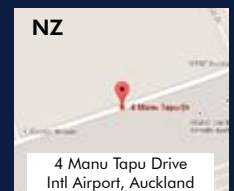
16 Lyons Terrace  
WINDSOR QLD 4030



45 Colray Avenue  
OSBORNE PARK WA 6017



15 Holyrood Avenue  
STRATHMORE VIC 3041



4 Manu Tapu Drive  
Intl Airport, Auckland

**Your Sales Managers:**

**Cole Cullen**  
0404 808 807

**Vince Carson**  
0437 770 576

**Jason Baker**  
0438 909 840

**Henry Guldon**  
0400 613 714

**NZ Toll Free**  
0800 00 15 98